



PRODUCT SPECIFICATION

REV LTR	REVISION ISSUE DATE	APPROVED BY	REVISIONS
A	1/25/79	<i>Handwritten signature</i>	Original Issue -- Mark VIII.0 Release.
B	9/11/79	<i>Handwritten signature</i>	Changes for MARK 9.0 Release Replaced SPO with ODT throughout. 1-1 Added COMPARE to "S/C is initiated" paragraph. 1-2 Added COMPARE STATEMENT syntax. Updated AND COMPARE paragraph. 1-3 Added COMPARE SPECIFICATION section. 1-4 Added fifth paragraph ("Note that. . ."). 1-5 Added VOLUME SPECIFICATION section. 1-6 Updated ATTRIBUTE LIST section. 1-7 Updated "files may be listed" paragraph. 2-1 Updated "library maintenance" paragraph. Added "messages can be directed" sentence. 2-2 Added NOT COPIED - IN DIRECTORY BUT NOT ON TAPE and NOT COPIED - FILE LOCKED. 2-3 Added SYSTEM/COPY paragraph and messages. 3-1 } Rewrote SYNTAX AND SEMANTICS ERROR MESSAGES section. 3-3 } 4-1 } Added <name> and <unit> to all error messages. 4-2 } 8-1 Deleted ERRORFILE. Added DIRCOPY. 10-1 Updated "S/C is executed" paragraph.
C	7/17/80	<i>Handwritten signature</i>	Changes for MARK 10.0 Release Major revision--Rewritten to conform to CSG Work Flow Language (Revision B).
D	?		
E	?		

BURROUGHS CORPORATION
 COMPUTER SYSTEMS GROUP
 SANTA BARBARA PLANT

COMPANY CONFIDENTIAL
 B1000 SYSTEM/COPY
 P.S. 2222 2905 (E)

TABLE OF CONIENIS

SYSTEM/COPY	1-1
COPY STATEMENT	1-1
COPY SPECIFICATION	1-2
OPTION LIST	1-3
FILE SPECIFICATION	1-6
FROM SPECIFICATION	1-7
TO SPECIFICATION	1-8
VOLUME SPECIFICATION	1-8
ATTRIBUTE LIST	1-8
COMPARE STATEMENT	2-1
DIR STATEMENT	3-1
LIBRARY MAINTENANCE MESSAGES	4-1
SYNTAX AND SEMANTICS ERROR MESSAGES	5-1
DUPLICATION CHECKING	6-1
MISSING FILES	7-1
DISK INPUT	7-1
TAPE INPUT	7-2
ERROR RECOVERY	8-1
STATUS QUERIES	9-1
TEACH and HELP	9-1
STATUS	9-1
QUIT	9-1
PROGRAM SWITCHES	10-1
SWITCH 0	10-1
SWITCH 2	10-1
SWITCH 3	10-1
SWITCH 9 (Temporary)	10-1
INTERNAL FILES	11-1
COPY LIBRARY TAPES	12-1
OPERATING SUGGESTIONS	13-1

BURROUGHS CORPORATION
 COMPUTER SYSTEMS GROUP
 SANTA BARBARA PLANT


COMPANY CONFIDENTIAL
 B1000 SYSTEM/COPY
 P.S. 2222 2905 (E)

SYSTEM/COPY

SYSTEM/COPY is a library maintenance program that copies and compares disk and tape files. It produces corporate standard (COPY) library tapes which are not compatible with LOAD.DUMP tapes.

SYSTEM/COPY is initiated by the MCP commands COPY, COMPARE, ADD, and DIR.

COPY STATEMENT



COPY Statement Diagram

BURROUGHS CORPORATION
 COMPUTER SYSTEMS GROUP
 SANTA BARBARA PLANT

COMPANY CONFIDENTIAL
 B1000 SYSTEM/COPY
 P.S. 2222 2905 (E)

COPY SPECIFICATION

```

-----> COPY ----->
  |           |           |           |
+--> ADD -->+           +--> & --- SET - <option list> -+
  |           |           |           |
  +- AND -+
  
```

COPY Specification Diagram

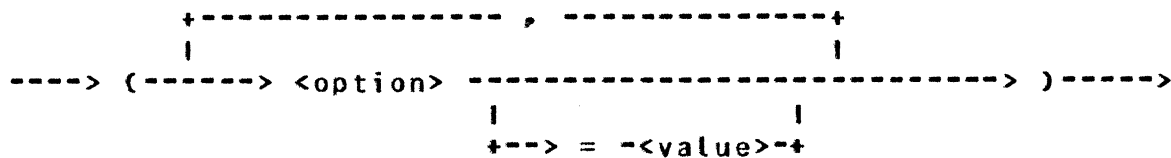
The user may specify either COPY or ADD. COPY directs the program to copy all of the files specified in the copy statement. In the case of disk copies where a file by the same name already exists, the old file will be removed and the new file will be entered in the disk directory. ADD is allowed only for disk output files; files cannot be added to an existing library tape. When ADD is specified, each file will be copied only if a file with that name is not already on disk.

The copies are done in the same order as they are specified in the COPY command, except that all copies from tape are done in the order that the files appear on the tape.

BURROUGHS CORPORATION
 COMPUTER SYSTEMS GROUP
 SANTA BARBARA PLANT

COMPANY CONFIDENTIAL
 B1000 SYSTEM/COPY
 P.S. 2222 2905 (E)

OPTION LIST



Option List Diagram

The option list is used to set run-time options. All options are off by default, unless they are explicitly set through the option list. The name of a boolean option may be used alone, as a shorthand way of saying <option> = TRUE.

OPTION -----	VALUE -----
SUMMARY	boolean
COMPARE	boolean
MANDATORY	boolean
DATE	date range

SUMMARY

The SUMMARY option will produce a listing of the copy message, and the results of the program.

BURROUGHS CORPORATION
COMPUTER SYSTEMS GROUP
SANTA BARBARA PLANT

COMPANY CONFIDENTIAL
B1000 SYSTEM/COPY
P.S. 2222 2905 (E)

COMPARE

If COMPARE is specified, each file will be compared immediately after it is copied. Tape files that cross reel boundaries will not be compared. To compare files without copying them, or to compare files that cross a reel boundary, the COMPARE statement must be used by itself - the user should specify COMPARE instead of COPY AND SET (COMPARE).

If an output tape is created, its directory file will also be compared immediately after it is created. If the directory crosses a reel boundary, then it cannot be compared. In that case, the following message will be displayed.

DIRECTORY FOR <volume name> (<unit name>) CROSSED
REEL BOUNDARY AND CANNOT BE COMPARED

If SYSTEM/COPY detects an error when comparing the directory on an output tape, then the tape will be purged and all copies to that tape will be ignored. The following message will be displayed.

DIRECTORY COMPARISON ERROR ON <volume name> (<unit name>)
ALL REQUESTS USING <volume name> HAVE BEEN ABORTED

MANDATORY

The MANDATORY option controls the action to be taken when a disk input file cannot be found. By default, if SYSTEM/COPY encounters a missing file it will generate an error message and continue with the next copy request. However, if MANDATORY is specified, SYSTEM/COPY will require operator intervention to correct all missing file conditions, except those encountered after SYSTEM/COPY has started to copy a file. If a file name is listed which contains an equal sign, SYSTEM/COPY will insist on there being at least one file matching that name.

The MANDATORY option has no effect on the handling of missing tape files. Regardless of the setting of this option, SYSTEM/COPY will always hang waiting for each input tape's directory file. All files not included in the tape directory will be reported as not found.

BURROUGHS CORPORATION
COMPUTER SYSTEMS GROUP
SANTA BARBARA PLANT

COMPANY CONFIDENTIAL
B1000 SYSTEM/COPY
P.S. 2222 2905 (E)

DATE

If DATE is specified, only files whose update dates fall within the specified range will be copied or compared. If a file's update date is zero (last update occurred prior to the 9.0 release), then the file's creation date will be used instead of update date. SYSTEM/COPY will check each file specified in the file list, and will ignore all files that do not match the date selection criteria. Values for the DATE option are:

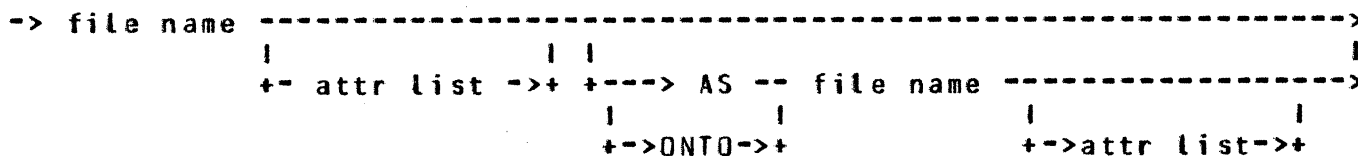
- <date> Only files updated on the specified date will be selected.
- BEFORE <date> Only files updated before the specified date will be selected.
- AFTER <date> Only files updated after the specified date will be selected.
- <date1> TO <date2> Files whose update dates fall within the specified range will be selected. The range is inclusive of the starting and stopping dates.

Dates must be of the form MM/DD/YY.

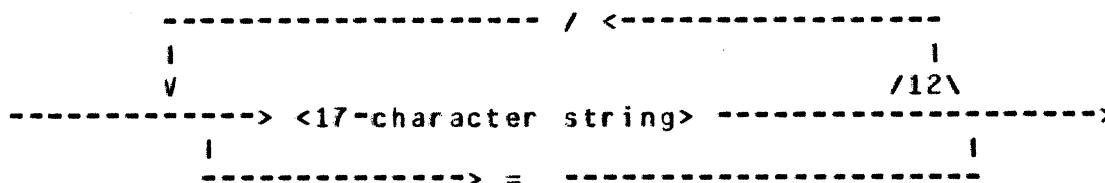
BURROUGHS CORPORATION
 COMPUTER SYSTEMS GROUP
 SANTA BARBARA PLANT

COMPANY CONFIDENTIAL
 B1000 SYSTEM/COPY
 P.S. 2222 2905 (E)

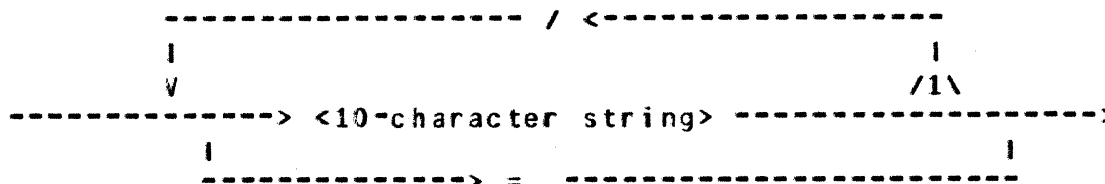
FILE SPECIFICATION



File Specification Diagram



Tape File Name Diagram



Disk File Name Diagram

Each file specification phrase contains an input file name and an optional output file name. If an output file name is not specified, the input file name is used for both input and output.

Disk file names consist of a 10-character multifile-id and a 10-character file-id. Tape file names consist of 13 17-character ids. An equal sign used as the last id means any character string can be used in that position. File names with more than two ids of 10 characters each are not allowed as disk names and so in copying these files to disk, the AS phrase is needed. For example, to copy the file A/B/C/D from tape to disk, you would have to specify COPY A/B/C/D AS A/B FROM TAPE1(KIND=TAPE).

BURROUGHS CORPORATION
COMPUTER SYSTEMS GROUP
SANTA BARBARA PLANT

COMPANY CONFIDENTIAL
B1000 SYSTEM/COPY
P.S. 2222 2905 (E)

When ONTO is used, as in COPY <file1> ONTO <file2>, the first file is copied on top of the second file. The second file must be an installation allocated disk (IAD) file. The two files must have the same number of areas, blocks per area, records per block, and record size. After the copy is executed, the second file's file type, creation date, and EOF pointer correspond to that of the first file.

Also in the file specification, an attribute list may further define either of the file names, and is described later in this document.

Note that if SYSTEM/COPY is executed with a usercode, /= is taken to mean (<usercode>)/=, and */= is not allowed.

FROM SPECIFICATION

The FROM phrase is used to tell the program which volume to use for input. It applies to all file specifications preceding it. For example, COPY A,B,C FROM TAPE1, D FROM TAPE2, tells SYSTEM/COPY that files A, B, and C are on TAPE1 and file D is on TAPE2.

One FROM phrase is allowed per file list. You cannot use the statement COPY A FROM TAPE1 FROM TAPE2, but rather COPY A FROM TAPE1, A FROM TAPE2.

If the FROM phrase is missing, the program assumes the file is on system disk. However, you cannot use COPY A, B FROM TAPE1 to indicate that file A is on the system disk. Instead you must specify COPY A FROM DISK, B FROM TAPE1. Both DISK and " " can be used to specify the system pack.

A maximum of 32 FROM phrases are allowed per copy statement.

BURROUGHS CORPORATION
 COMPUTER SYSTEMS GROUP
 SANTA BARBARA PLANT

COMPANY CONFIDENTIAL
 B1000 SYSTEM/COPY
 P.S. 2222 2905 (E)

TO SPECIFICATION

The TO phrase is used to tell the program which volumes to use for output. It follows the last FROM specification, if there is one, and applies to all the file specifications. For example, COPY A FROM TAPE1 B, C, D TO TAPE3, TO TAPE4, tells the program to copy file A from TAPE1 to TAPE3 and TAPE4 and copy files B, C, and D from the system disk (if the FROM phrase is missing, the system disk is assumed) to TAPE3, and TAPE4. A maximum of eight TO phrases are allowed per copy statement.

VOLUME SPECIFICATION

```

-----> family name ----->
|                               | |                               |
|                               | |-> attribute list ---->+
|                               |
+----- DISK -----+
  
```

Volume Specification Diagram

The volume specification can be either DISK, or a volume name. DISK indicates the system disk. A volume name may be followed by an attribute list which is further described later in this document.

ATTRIBUTE LIST

```

+<-----, ----->+
|                               |
-----> ( ----> attribute --- = -----> value -----> ) ----->
  
```

Attribute List Diagram

Each file and volume name within the copy statement may be optionally followed by a list of attributes enclosed in parentheses. Only those attributes marked with an asterisk (*) have been implemented in the B1000 version of SYSTEM/COPY. The unmarked attributes have not been implemented, and a warning message will be generated if they are used.

BURROUGHS CORPORATION
 COMPUTER SYSTEMS GROUP
 SANTA BARBARA PLANT

COMPANY CONFIDENTIAL
 B1000 SYSTEM/COPY
 P.S. 2222 2905 (E)

FILE ATTRIBUTES

ATTRIBUTE	VALUE	USE	DEVICE
*FAMILYINDEX	integer (0-15)	Output	Disk only
CYCLE	integer	Input/Output	
VERSION	integer	Input/Output	
*SAVEFACTOR	integer	Output	Disk only
SINGLEUNIT	boolean	Output	

FAMILYINDEX

The FAMILYINDEX attribute specifies which electronic unit of a disk family is to be used for an output file.

SAVEFACTOR

The SAVEFACTOR attribute specifies the value of the savefactor field in the output file's disk file header.

VOLUME ATTRIBUTES

ATTRIBUTE	VALUE	USE	DEVICE
*KIND	literal	Input/Output	
*HOSTNAME	17 character string	Input/Output	Disk only
*VOLUMEINDEX	integer(1-9999)	Input	Tape only
*DENSITY	literal	Input/Output	Tape only
SERIALNO	character string	Input/Output	
*SAVEFACTOR	integer	Output	Tape only

KIND

The KIND attribute specifies the hardware device to be used.

Values are:

DISK	any disk
TAPE	any magnetic tape
TAPE7	any 7-track magnetic tape
TAPE9	any 9-track NRZ magnetic tape
TAPEPE	any 9-track phase-encoded magnetic tape
TAPEGCR	any group-coded-recognition magnetic tape

BURROUGHS CORPORATION
COMPUTER SYSTEMS GROUP
SANTA BARBARA PLANT

COMPANY CONFIDENTIAL
B1000 SYSTEM/COPY
P.S. 2222 2905 (E)

DENSITY

If a volume has KIND=TAPE, then the DENSITY attribute can be used to specify the recording density.

Values are:

BPI1800
BPI1600
BPI6250

VOLUMEINDEX

The VOLUMEINDEX attribute specifies which reel of an input tape should be used for the copy. Searching will begin on that reel's directory. Previous reels will be ignored.

SAVEFACTOR

The SAVEFACTOR attribute is used to calculate the expiration date for an output tape volume. All files on the volume will have the same expiration date.

HOSTNAME

The HOSTNAME attribute specifies the system on which a volume is to be found. If HOSTNAME is specified, then the copy is done using the BNA logical I/O mechanism and certain restrictions are enforced:

- 1) "COMPARE", "ADD", and "COPY ONTO" are not valid;
- 2) Tape files, whether input or output, are not valid; and
- 3) An "=" in a file name may be specified only for source files which reside on the local host.

BURROUGHS CORPORATION
 COMPUTER SYSTEMS GROUP
 SANTA BARBARA PLANT

COMPANY CONFIDENTIAL
 B1000 SYSTEM/COPY
 P.S. 2222 2905 (E)

COMPARE STATEMENT

```

+-----+
|               |
COMPARE-- file name ----->
|               | |               | |               |
+- AS file name -> FROM vol spec -> TO vol spec ->

```

COMPARE Statement Diagram

With the COMPARE statement the user may compare files without having them copied. The syntax for the COMPARE statement is similar to the COPY statement, except there can be only one input unit and one output unit. A listing is produced of the files that were compared, and any files that are in error are flagged.

Examples:

```
COMPARE = FROM MYTAPE (KIND=TAPE) TO MYDISK (KIND=DISK)
```

```
COMPARE FILE1 AS FILE2, XYZ/= FROM TAPE1(KIND=TAPE) TO TAPE2(KIND=TAPE)
```

The compare listing contains the names of both the source (FROM) and copy (TO) volumes, their reel number (if applicable), serial number (if applicable), and hardware kind. The name of each source file will be listed along with the name of the associated copy file, if different from the source file name.

The files will be compared pair by pair. First the headers of the two files will be compared. If certain size related fields in the header match, then the data portions of the files will be compared. If the files are the same, then the file type, record size, records per block, end-of-file pointer and creation date will be printed. Otherwise, an explanation of the comparison error will be printed.

BURROUGHS CORPORATION
COMPUTER SYSTEMS GROUP
SANTA BARBARA PLANT

COMPANY CONFIDENTIAL
B1000 SYSTEM/COPY
P.S. 2222 2905 (E)

The following comparison errors are possible, <which> is either
SOURCE FILE or COPY FILE.

HEADER COMPARISON ERROR
DATA COMPARISON NOT DONE

HEADER COMPARISON ERROR IGNORED
[DATA SUCCESSFULLY COMPARED]

<which> NOT FOUND

<which> IN USE

<which> INVALID HEADER

<which> INVALID DIRECTORY ENTRY

DATA COMPARISON ERROR

<which> IO ERROR

<which> UNRELIABLE TAPE DATA

<which> REQUIRES TAPE REWIND

COMPARISON TERMINATED BY "QUIT"

<which> UNEXPECTED END-OF-FILE

CANNOT COMPARE {MULTI-PACK} FILES
 {VARIABLE }
 {RELATIVE }

<which> IN DIRECTORY BUT NOT ON TAPE

BURROUGHS CORPORATION
COMPUTER SYSTEMS GROUP
SANTA BARBARA PLANT

COMPANY CONFIDENTIAL
B1000 SYSTEM/COPY
P.S. 2222 2905 (E)

DIR STATEMENT

-----> DIR TAPE "<tape name>" ----->

The DIR command is used to list the contents of a library tape. An example of the use of the syntax is DIR TAPE "MYTAPE". Only one tape may be specified per DIR request and that tape name must be enclosed in quotes.

On occasion, files may be listed in the directory that do not actually reside on tape. This situation usually occurs when the program creating the tape is abnormally terminated. It may also occur when a file is removed before the original copy is complete. There is no way to detect deficient files by looking at the DIR listing.

The DIR listing contains the tape volume name, reel number (if not reel 1), hardware kind, and serial number. For each file on the tape, the following information is printed:

- ordinal number (position of the file on the tape)
- name
- type
- record size (in characters)
- records per block
- end-of-file pointer
- creation date

BURROUGHS CORPORATION
 COMPUTER SYSTEMS GROUP
 SANTA BARBARA PLANT

COMPANY CONFIDENTIAL
 B1000 SYSTEM/COPY
 P.S. 2222 2905 (E)

LIBRARY MAINTIENANCE MESSAGES

SYSTEM/COPY generates a library maintenance message for each file it attempts to copy. If the MCP COPY option is set, all these messages appear on the operator display terminal (ODT). If the COPY option is reset, only the error messages are displayed on the ODT.

Each message takes the form:

```
<name1> <action> FROM <volume> [TO <volume>] [ AS <name2>]
                                     [ ONTO          ]
      [-<explanation>]
```

In some error messages the TO phrase is omitted which means that all copies to that unit were aborted because of the explanation given with the message.

The following list enumerates possible combinations of actions and explanations you might receive. These messages can be directed to the printer by using Program Switch 0, or the SUMMMARY option.

COPIED

The file was successfully copied.

COPIED AND COMPARED

The file was successfully copied and compared.

COPIED BUT NOT COMPARED

The file was successfully copied but could not be compared.

NOT COPIED - NOT FOUND

The file could not be found.

NOT COPIED - SECURITY VIOLATION OR FILE REMOVED

The file was found, but could not be opened, either because of a security violation, or because the file was removed by another user.

NOT COPIED - ONTO FILE NOT FOUND

The output file used for an ONTO specification could not be found.

BURROUGHS CORPORATION
COMPUTER SYSTEMS GROUP
SANTA BARBARA PLANT

COMPANY CONFIDENTIAL
B1000 SYSTEM/COPY
P.S. 2222 2905 (E)

NOT COPIED - INCOMPATIBLE ONTO FILE

The input and output files used in the ONTO specification were not compatible.

NOT COPIED - MULTI-PACK FILE

Multipack files cannot be copied.

NOT COPIED - COPY OVER SELF NOT ALLOWED

The copy was not done, because it would have destroyed the input file.

NOT COPIED - REQUIRES INPUT TAPE REWIND

An input tape can be read only once and if a copy requires a tape to be rewound, the copy cannot be completed.

NOT COPIED - BAD FILE HEADER

The input file had a bad header and could not be copied.

NOT COPIED - FILE IN USE

The file was in use by another program and could not be opened read-only by SYSTEM/COPY.

COPIED - COMPARISON ERROR

The file was copied but the comparison failed.

COPIED - IO ERRORS

The file was copied but IO errors occurred during the copy which the user chose to ignore.

NOT COPIED - IO ERRORS

The copy was aborted because of IO errors (either the errors were fatal or the user chose to abandon the copy).

NOT COPIED - UNRELIABLE INPUT

The user chose to terminate the copy because the input file contained unreliable data.

BURROUGHS CORPORATION
COMPUTER SYSTEMS GROUP
SANTA BARBARA PLANT

COMPANY CONFIDENTIAL
B1000 SYSTEM/COPY
P.S. 2222 2905 (E)

The following errors can only occur when a HOSTNAME is specified in the copy request.

NOT COPIED - NO USERCODE FILE IN NAME TABLE

NOT COPIED - INVALID USERCODE/PASSWORD PAIR

NOT COPIED - MISSING HOST - <host name>

NOT COPIED - USERCODE NAMING CONVENTION VIOLATED

NOT COPIED - REQUESTED FILE IS AN EXECUTE-ONLY CODE FILE

NOT COPIED - OUTPUT PACK NOT PRESENT

NOT COPIED - ERROR IN GET/CHANGE ATTRIBUTE REQUEST

The copy was aborted because a get or change attribute request failed.

When SYSTEM/COPY has completed all the copies requested, it displays the following messages.

<n> FILES COPIED (AND COMPARED)

<n> FILES COPIED BUT NOT COMPARED

<n> FILES COPIED BUT HAD ERRORS

<n> FILES NOT COPIED

Each message is displayed only if <n> is not zero.

BURROUGHS CORPORATION
COMPUTER SYSTEMS GROUP
SANTA BARBARA PLANT

COMPANY CONFIDENTIAL
B1000 SYSTEM/COPY
P.S. 2222 2905 (E)

SYNTAX AND SEMANTICS ERROR MESSAGES

The entire copy statement is parsed before the actual copy is done. If any errors are discovered during parsing, the program terminates with syntax errors and the copies are not done. Warnings are nonfatal and allow the copy to be continued. Program Switch 0 and the summary option can be used to direct these messages to either the ODT or the printer.

The following error messages are results of errors that are always fatal, and cause the program to terminate with syntax errors. No copies will be done.

"COMPARE" OR "SET" EXPECTED FOLLOWING "&" OR "AND"

"TAPE" EXPECTED FOLLOWING "DIR"

MISSING KEYWORD - TRY "COPY", "COMPARE", "ADD", OR "DIR"

NUMERIC VALUE CONTAINS NON-NUMERIC CHARACTER - <value>

VOLUME NAME HAS MORE THAN 10 CHARS - <volume name>

VOLUME NAME CONTAINS SPECIAL CHARS - <volume name>

TAPE VOLUME NAME CANNOT BE BLANK

QUOTED STRING INCOMPLETE

TOKEN TOO LONG - <token>

MISSING FILE NAME

TOO MANY SLASHES IN NAME - <file name>

UNMATCHED EQUALS - <file name1> AND <file name2>

When COPY <file name1> AS <file name2> is specified, the two names must have a compatible number of equals. COPY A/= AS B/C/= can be used but COPY A/= AS B/C cannot be used.

UNKNOWN ATTRIBUTE - <attribute>

NAME HAS TRAILING SLASH - <file name>

VOLUME NAME EXPECTED FOLLOWING "TO" OR "FROM"

MISSING FINAL PARENTHESES

BURROUGHS CORPORATION
COMPUTER SYSTEMS GROUP
SANTA BARBARA PLANT

COMPANY CONFIDENTIAL
B1000 SYSTEM/COPY
P.S. 2222 2905 (E)

MISSING VALUE FOR <attribute or option>
UNEXPECTED TEXT FOLLOWING LIST - <text>
BLANK OR NULL ID IN NAME - <file name>
BAD VALUE FOR <attribute> - <value>
UNEXPECTED DELIMITER - <delimiter>
INVALID USE OF ASTERISK - <file name>
"ADD" AND "ONTO" BOTH SPECIFIED FOR <file name>
"COMPARE" AND "ONTO" BOTH SPECIFIED FOR <file name>
OUTPUT TAPE <volume name> NOT ALLOWED WITH "ADD"
"DIR TAPE" MUST BE FOLLOWED BY QUOTED TAPE NAME
DIR command was incorrectly entered.
UNEXPECTED TEXT FOLLOWING DIR REQUEST
"DIR" ONLY ALLOWED FOR TAPE
DENSITY AND KIND DO NOT MATCH FOR VOLUME <volume name>
"=" ONLY ALLOWED AS LAST ID OF NAME - <file name>
OPTION LIST EXPECTED FOLLOWING "AND SET"
STARTING DATE GREATER THAN STOPPING DATE
DATE EXPECTED
INVALID DATE - <date> - MM/DD/YY EXPECTED
NONEXISTENT DATE - <date>
"TO" EXPECTED IN DATE RANGE SPECIFICATION
UNKNOWN OPTION - <option>
INVALID USE OF PAREN IN FILE NAME - <file name>

BURROUGHS CORPORATION
 COMPUTER SYSTEMS GROUP
 SANTA BARBARA PLANT

COMPANY CONFIDENTIAL
 B1000 SYSTEM/COPY
 P.S. 2222 2905 (E)

COMMA REQUIRED BETWEEN <what>

Commas are required between OPTIONS, ATTRIBUTES, FILE LISTS and TO PHRASES.

EQUAL REQUIRED AFTER - <attribute or option>

TOO MANY "FROM"S - <volume name> IGNORED

TOO MANY "TO"S - <volume name> IGNORED

COPY STATEMENT MUST TERMINATE AFTER FIRST LIST OF "TO"S

ONLY ONE "FROM" AND ONE "TO" ALLOWED WITH "COMPARE"

TOO MANY VOLUMES FOR ONE STATEMENT - <volume name> IGNORED

<type> ATTRIBUTE <attribute> USED OUT OF CONTEXT

The attribute was used incorrectly. <type> may be FILE, INPUT FILE, OUTPUT FILE, VOLUME, INPUT VOLUME, OUTPUT VOLUME, OUTPUT, TAPE VOLUME, or DISK FILE.

"COMPARE" NOT ALLOWED WITH "HOSTNAME"

"ADD" NOT ALLOWED WITH "HOSTNAME"

"COPY ONTO" NOT ALLOWED WITH "HOSTNAME"

TAPE VOLUMES NOT ALLOWED WITH "HOSTNAME"

"=" NOT ALLOWED FOR SOURCE FILES NOT ON LOCAL HOST

The following error messages are a result of errors that are fatal if they are discovered during parsing. If they are discovered after the input text is parsed [for example, while expanding names with equals (=)], they cause only the file in error to be ignored, and the remaining files are copied.

ACTIVE SYSTEM FILE CANNOT BE COPIED - <file name>

The active system files SYSTEM/LOG, SYSTEM/ELOG, SYSTEM/ODTLOG, and SYSTEM/ODT.QUEUE, cannot be copied.

DISK FILE NAME HAS MORE THAN 2 IDS - <file name>

DISK FILE NAME HAS MORE THAN 10 CHARS IN ID - <file name>

NON-STANDARD NAME FOR TAPE FILE - <file name>

Tape file names can have a maximum of 13 different identifiers of up to 17 characters (alphanumeric characters only) each.

CANNOT EXPAND <file name1> FROM <file name2> TO <file name3>

BURROUGHS CORPORATION
COMPUTER SYSTEMS GROUP
SANTA BARBARA PLANT

COMPANY CONFIDENTIAL
B1000 SYSTEM/COPY
P.S. 2222 2905 (E)

The following error messages are a result of errors that indicate a problem with a tape unit. All copies using that unit are ignored.

<volume name> NOT A TAPE
<volume name> NOT A LIBRARY TAPE
<volume name> NOT CREATED BY B1000 COPY
<volume name> INCORRECT TAPE LEVEL

The following warnings are intended for user information only. They are nonfatal and allow the copy to be continued.

EMPTY ATTRIBUTE LIST IGNORED

<attribute> ATTRIBUTE NOT IMPLEMENTED
The program recognized the attribute, but it is not yet implemented.

"ONTO" COPY OF <file name> TO <volume name> CHANGED TO "AS"
Onto copies are not allowed with output tapes.

DUPLICATE COPY OF <file name> NOT DONE

OUTPUT BUFFERING CHANGED TO 1 SINCE COMPARE NOT SPECIFIED

FAMILYINDEX IGNORED WITH HOSTNAME

The following warning and error messages are intended to ease the transition from the 9.0 to the 10.0 syntax.

DEFAULT "TO DISK" NO LONGER ASSUMED FOLLOWING "FROM"

"KIND" MUST BE SPECIFIED FOR <volume name>
Unless Switch 9 is set to 1, no default kind is assumed.

BURROUGHS CORPORATION
COMPUTER SYSTEMS GROUP
SANTA BARBARA PLANT

COMPANY CONFIDENTIAL
B1000 SYSTEM/COPY
P.S. 2222 2905 (E)

DUPLICATION CHECKING

The 10.0 and later versions of SYSTEM/COPY do not do as much checking for duplicate copies as older versions. The only default checking provided is to prevent copying a file over itself.

The user may not wish duplicate files on a tape. Setting program Switch 3=1 will guarantee that each output tape contains files with unique names.

If duplicate disk copies are requested each copy will remove the files copied before it. If this is not desired, ADD may be specified. In that case, only the first copy request for each file will be done.

BURROUGHS CORPORATION
COMPUTER SYSTEMS GROUP
SANTA BARBARA PLANT

COMPANY CONFIDENTIAL
B1000 SYSTEM/COPY
P.S. 2222 2905 (E)

MISSING FILES

DISK INPUT

When SYSTEM/COPY discovers that an input disk is off-line, it will display the following message:

```
PACK <volume name> IS NOT ON-LINE  
PLEASE MOUNT THE PACK AND AX "READY"  
OR AX "SKIP" TO SKIP ALL REQUESTS USING THIS PACK
```

If the operator responds with READY, then SYSTEM/COPY will verify that the disk is on-line, and continue the copy. If the operator responds with SKIP, then SYSTEM/COPY will abort all copies using the missing disk, and display the following message:

```
ALL REQUESTS USING <volume name> HAVE BEEN ABORTED
```

If the disk is on-line and the file cannot be found, then the setting of the MANDATORY option determines the program's actions. If MANDATORY is TRUE, then SYSTEM/COPY will display the following message.

```
FILE <file name> IS NOT PRESENT  
AX "OK" WHEN THE FILE IS AVAILABLE  
OR AX "OF" TO IGNORE THE FILE
```

The operator may respond with OK, indicating that the file is now available, or OF, indicating that the file should be ignored.

BURROUGHS CORPORATION
COMPUTER SYSTEMS GROUP
SANTA BARBARA PLANT

COMPANY CONFIDENTIAL
B1000 SYSTEM/COPY
P.S. 2222 2905 (E)

TAPE INPUT

If a tape unit is off-line, the program will hang waiting for the file <tape name>/TAPDIR1977. In this case the operator should either ready the tape or IL the file to another tape.

A missing file condition may also occur after the program has begun copying from the tape. This situation occurs when the program that created the tape is DS-ed after the directory is built and before all the files are copied. SYSTEM/COPY will display the following message, and all subsequent copies using that tape will be aborted.

LIBRARY TAPE <volume name> IS INCOMPLETE
ALL REQUESTS USING <volume name> HAVE BEEN ABORTED

BURROUGHS CORPORATION
 COMPUTER SYSTEMS GROUP
 SANTA BARBARA PLANT

COMPANY CONFIDENTIAL
 B1000 SYSTEM/COPY
 P.S. 2222 2905 (E)

ERROR RECOVERY

SYSTEM/COPY attempts to recover from errors on library files whenever possible. Three types of errors are possible: I/O errors, comparison errors, and unreliable input errors.

When an I/O error is detected, the program will display the following message.

```

EXCEPTION ON <volume name> (<unit name>)

  WHILE ( READING ) ( DIRECTORY BANNER RECORD      }
    ( WRITING ) ( DIRECTORY FORMATTING RECORD      }
              ( DIRECTORY HEADERS                  }
              ( DIRECTORY                          }
              ( HEADERS FOR <file name>             }
              ( <file name>                         }
  
```

When a comparison error is detected, the program will display the following message.

```

COMPARISON ERROR ON <volume name> (<unit name>)

FOR FILE <file name>
  
```

When an unreliable input record is detected, the program will display the following message.

```

[ BLOCK NUMBER <integer> ON ] TAPE <volume name> (<unit name>)
CONTAINS UNRELIABLE DATA FOR SEGMENTS <integer> - <integer>
OF FILE <file name>
  
```

Depending on the nature of the error, the user will be asked to choose from several courses of action:

```

AX "CONTINUE" TO IGNORE THE ERROR
AX "QUIT" TO ABANDON ONLY THIS FILE
AX "ABORT" TO ABORT ALL REQUESTS USING THIS UNIT
  
```

BURROUGHS CORPORATION
COMPUTER SYSTEMS GROUP
SANTA BARBARA PLANT

COMPANY CONFIDENTIAL
B1000 SYSTEM/COPY
P.S. 2222 2905 (E)

If the error is critical, such as one during the writing of a tape's header records, the program does not offer CONTINUE as a choice. If the error occurs on an output tape directory, the tape will be purged and no copies using that tape will be done.

If you tell the program to continue, it attempts to gloss over the error and continue the copy or compare. If you elect to tell the program to quit, it gives up on the file in error. If the file in error is an input file, all the output files are abandoned. If the file in error is an output file, only the file in error is abandoned. If you choose to tell the program to abort, all copies using the bad unit are abandoned.

COPY Library tapes mark each record as reliable or unreliable. If you choose to continue after an input I/O error, the corresponding output tape record is marked as unreliable. If you elect to quit the copy, the final tape record is marked as unreliable. All unreliable input records encountered during a copy are reported to the user.

BURROUGHS CORPORATION
 COMPUTER SYSTEMS GROUP
 SANTA BARBARA PLANT

COMPANY CONFIDENTIAL
 B1000 SYSTEM/COPY
 P.S. 2222 2905 (E)

STATUS QUERIES

Unsolicited ODT input is allowed any time SYSTEM/COPY is copying or comparing a file. Commands are entered using the MCP accept message:

<job number> AX <command>

Valid commands are TEACH, HELP, STATUS and QUIT.

TEACH and HELP

The TEACH and HELP commands cause SYSTEM/COPY to display a list of valid ODT commands:

SYSTEM/COPY ACCEPTS THE FOLLOWING COMMANDS
 TEACH/HELP - DISPLAY THESE INSTRUCTIONS
 STATUS - DISPLAY CURRENT PROGRAM STATUS
 QUIT - DISCONTINUE PROCESSING THE CURRENT FILE

STATUS

If STATUS is requested, then SYSTEM/COPY will display a message describing the status of the file currently being processed.

{COPYING } <file name> FROM <volume name>
 {COMPARING }
 {TRANSFERRING}

(<# complete> / <total #> {RECORDS })
 {SEGMENTS}

QUIT

If QUIT is entered on the ODT, then SYSTEM/COPY will discontinue processing the current file, and will go on to the next file awaiting processing.

BURROUGHS CORPORATION
COMPUTER SYSTEMS GROUP
SANTA BARBARA PLANT

COMPANY CONFIDENTIAL
B1000 SYSTEM/COPY
P.S. 2222 2905 (E)

PROGRAM SWITCHES

SWIICH 0

Directs messages to the ODT or printer.

- 0=0: Messages go to the ODT
- 0=1: Messages go to the printer.
- 0=2: Messages go to both the ODT and the printer.

SWIICH 2

Controls which names are allowed for tape files.

- 2=0: Special characters allowed.
- 2=1: Only alphanumeric characters allowed as per corporate standard.

SWIICH 3

- 3=0: No checking for duplicate copies will be done.
- 3=1: No duplicate files will be copied to the output tapes.

SWIICH 9 (Temporary)

- 9=0: No KIND default.
- 9=1: DISK is the default value for KIND. Will suppress warning messages for discrepancies between the old (9.1 and earlier) and new (10.0 and later) syntax.

BURROUGHS CORPORATION
COMPUTER SYSTEMS GROUP
SANTA BARBARA PLANT

COMPANY CONFIDENTIAL
B1000 SYSTEM/COPY
P.S. 2222 2905 (E)

INTERNAL FILES

SOURCE Contains the actual copy request. This file is built by the MCP, and is removed by SYSTEM/COPY after the copy request is parsed. This file is called COPY/<unique number> or (<usercode>)/<unique number>.

LINE Printer file

CLAUSEFILE
NAMEFILE
HDRFILE Work files
NAME QUEUE
DIRCOPY
DUPFILE
SORTFILE

INFILE
OUTFILE1 Files used for actual copying.
OUTFILE2
:
:
OUTFILE8

BURROUGHS CORPORATION
COMPUTER SYSTEMS GROUP
SANTA BARBARA PLANT

COMPANY CONFIDENTIAL
B1000 SYSTEM/COPY
P.S. 2222 2905 (E)

COPY LIBRARY TAPES

SYSTEM/COPY produces corporate standard library tapes which are intended to be compatible with other Burroughs systems. Currently, SYSTEM/COPY only handles tapes created by B1000 systems.

The first file on each reel (or the second file if the first file is a continuation of a previous reel), is a directory of all files on that reel and all subsequent reels. Only the directory on the first reel is comprehensive; all other directories are subsets of the first directory. Each directory file is labelled "TAPDIR1977" and contains a list of the files on the tape and their file headers.

Each data file on the tape is labelled "F<8-digit number>" starting with "F00000001" for the first data file on the first reel. Each data file contains a file identifier record, followed by a symbolic file header, an object file header, and finally the data areas.

BURROUGHS CORPORATION
COMPUTER SYSTEMS GROUP
SANTA BARBARA PLANT

COMPANY CONFIDENTIAL
B1000 SYSTEM/COPY
P.S. 2222 2905 (E)

OPERATING SUGGESTIONS

SYSTEM/COPY usually runs with a dynamic memory size of 5000 bits, which is sufficient for handling up to 16 volumes. If more than 16 volumes are specified, then the user may need to increase the dynamic memory size.

The input file INFILE uses two buffers, while all the output files use only one buffer each. Performance may be improved by increasing the number of buffers. However, if the output files use more than one buffer, then the COMPARE option must be specified. This is because if more than one buffer is specified for an output file, it is possible that an I/O error at the end of the file might not be detected. Specifying COMPARE ensures that such an error will be reported. If memory is limited, the files may be modified to request only one buffer each.

All work files are declared with 25 areas and 100 blocks per area. This allows approximately 15000 files to be copied with a single copy request. If more files are to be copied, then the work files should be modified to have larger areas.

If SYSTEM/COPY is executed from the ODT or a card reader without a usercode, it is a privileged program, allowing it to copy all public and private files. If SYSTEM/COPY is fired up from anywhere other than the ODT or card reader (e.g., through a ZIP command), it is considered nonprivileged and is only able to access public files. If SYSTEM/COPY is executed with a usercode, it has the same privileges as the usercode with which it is run. If the usercode is privileged, SYSTEM/COPY is able to access all public and private files. If the usercode is nonprivileged, only public files or files with the same usercode can be accessed by SYSTEM/COPY, and all the output files must have the usercode as the multifile-id.

BURROUGHS CORPORATION
COMPUTER SYSTEMS GROUP
SANTA BARBARA PLANT

COMPANY CONFIDENTIAL
B1000 SYSTEM/COPY
P.S. 2222 2905 (E)

INDEX

ATTRIBUTE LIST 1-8

COMPARE STATEMENT 2-1
COPY LIBRARY TAPES 12-1
COPY SPECIFICATION 1-2
COPY STATEMENT 1-1

DIR STATEMENT 3-1
DISK INPUT 7-1
DUPLICATION CHECKING 6-1

ERROR RECOVERY 8-1

FILE SPECIFICATION 1-6
FROM SPECIFICATION 1-7

INTERNAL FILES 11-1

LIBRARY MAINTENANCE MESSAGES 4-1

MISSING FILES 7-1

OPERATING SUGGESTIONS 13-1
OPTION LIST 1-3

PROGRAM SWITCHES 10-1

QUIT 9-1

STATUS 9-1
STATUS QUERIES 9-1
SWITCH 0 10-1
SWITCH 2 10-1
SWITCH 3 10-1
SWITCH 9 (Temporary) 10-1
SYNTAX AND SEMANTICS ERROR MESSAGES 5-1
SYSTEM/COPY 1-1

TAPE INPUT 7-2
TEACH and HELP 9-1
TO SPECIFICATION 1-8

VOLUME SPECIFICATION 1-8