

LGP-30 USERS' ORGANIZATION - POOL

LGPSAP

SYMBOLIC ASSEMBLY PROGRAM FOR THE LGP-30 COMPUTER

POOL Program No. H2-120

THIS PROGRAM IS DISTRIBUTED TO  
MEMBERS OF POOL ONLY; DISTRIBUTION  
TO NON MEMBERS OF POOL IS PROHIBITED

By James N. Orton  
Royal McBee Corp.  
Washington, D.C.

February 5, 1960



LGPSAP

SYMBOLIC ASSEMBLY PROGRAM FOR THE LGP-30 COMPUTER

Table of Contents

Introduction ----- 1.

Purpose ----- 2.

General Description ----- 2.

    Input

    Symbolic Checks

Specific Description: Sample Input & Output ----- 2.

    Sample Assembly 3\*

    Output: First Pass 4

    Output: Second Pass 4

    Tape Format 4

    Note on the use of Photoreader 4

    End-of-program symbol 4

    Symbol specifications 4

Explanatory Notes ----- 4.

    1. Starting location and reference address 4

    2. Undefined symbols 5

    3. Multiply-defined symbols 5

    4. Instructions with absolute addresses 5

    5. Hexadecimal constants 5

    6. Instruction-form constants 5

    7. Temporary storage locations, counters, etc. 5

Operation of the Assembler ----- 5.

Assembly Outside of the "Allowable Range" ----- 6.

Preparation of Repositionable Punched Tape ----- 6.

Error Stops ----- 6.

Symbol Table ----- 7.

LGPSAP Subroutines ----- 7.

Time ----- 7.

Appendix: The Random Address Generator ----- 8.

Table of Symbols for the LGPSAP Flowchart ----- 9.

Flow Chart of LGPSAP ----- 10-13.

Coding for Assembly Routine (LGPSAP and Decimal) ----- 14-20.

Note on Subroutine D3 ----- 21.

\* Arabic symbols following subsection titles are page numbers  
Conventional LGP-30 Coding Sheets for LGPSAP ----- 22-32



LGP-30 USERS' ORGANIZATION - POOL

L G P S A P

SYMBOLIC ASSEMBLY PROGRAM FOR THE LGP-30 COMPUTER

James N. Orton, Royal McBee Corp.

INTRODUCTION

An essential step in the writing of a program in machine language is the use of a symbolic version of the program for the preparation of the final coding sheets. The arbitrary symbols used for addresses are selected to be appropriate to the problem being solved.

The program described in the following pages relieves the programmer of the work of final translation to numerical addresses; a slight modification of the usual symbolic program with machine language instructions and arbitrary symbolic addresses is entered into the LGP-30 computer. The output is a finished program typed in coding sheet format with numerical addresses (not optimized). As part of the input, absolute addresses or hexadecimal patterns may be entered as required in place of the symbolic program steps. Thus the programmer can readily establish linkages with standard subroutines, and in general, has all the "bells and whistles" of the machine at his disposal. Format control is feasible so that comments on the individual program steps are typed on the final coding sheets. The program as it is assembled is stored in the LGP-30 where it may then be executed or punched out using POOL Program K2-71, the Repositionable Decimal Memory Punch, or 13.2, the Hexadecimal Punch.

Programs in languages similar to the LGP-30 machine language may also be used; for example, a program for 24.0, the Floating Point Interpretive Routine, can be assembled by LGPSAP. Unfortunately, 24.1 cannot be assembled because the program does not handle the 800xxxxxx instructions, other than the 800Txxxxx.

PAUL SELIGMANN

Chairman of the POOL Committee  
on Publications

February 5, 1960.

Program No. H2-120

# LGP-30 USERS' ORGANIZATION - POOL

L G P S A P

## SYMBOLIC ASSEMBLY PROGRAM FOR THE LGP-30 COMPUTER

James N. Orton, Royal McBee Corp.

### PURPOSE:

To input a symbolic code, translate the symbolic addresses into the numeric form required by the LGP-30, store the translated instructions sequentially starting from a specified memory location, and output the code in both symbolic and standard LGP-30 decimal form.

### GENERAL DESCRIPTION:

Input. The input to LGPSAP is a symbolic program with a carriage return after each instruction so that it prints one instruction per line. Each symbolic instruction consists of: (1) a symbolic location, if the instruction is referenced by another, (2) the standard LGP-30 operation code, and (3) the symbolic address for flexowriter input, comments may be written to the right of the instruction if desired.

Preceding the program to be input, two words must be input (either manually or from the tape):

1. The starting location of the program, in decimal. The program is assembled beginning at this location.
2. The "reference address" of the program, in decimal. The "reference address" is equivalent to the "modifier" in the Program Input Routine (10.4). If the program is to be executed after assembly, the "reference address" will generally be the same as the starting location. For preparation of a punched tape, a reference address of 0000 may be desirable. These matters are discussed later.

For assembly, the program tape must be input twice to the assembler. Six-bit input is required. On the first pass, the assembler compiles a table of the symbols used in the program, and another table of the addresses represented by the symbols. On the second pass, the assembler stores and outputs the program, substituting the proper memory addresses for the symbolic addresses. Constants, in either hexadecimal or instruction form, and absolute-address instructions may be input as well as symbolic instructions.

Symbolic Checks During input the assembler makes two symbolic checks as a logical aid to the programmer. It notes (1) the use of "multiply-defined" symbols and (2) the use of "undefined" symbols. These terms will be explained by illustration below.

### SPECIFIC DESCRIPTION: SAMPLE INPUT AND OUTPUT

The following sample assembly is illustrative of the principal functions of the assembler. A tape of this assembly is included in the program package. An explanation of these immediately follows:

---

Note on tape contents: The tape distributed with this program description has information punched in the following order:

1. The basic LGPSAP assembler, "LS";
2. The modified 21.0, "D3";
3. "Sample Assembly" (see top page three)
4. Coding for Assembly Routine (LGPSAP and Decimal), see pages 14-20.

LGP-30 USERS' ORGANIZATION - POOL

SAMPLE ASSEMBLY

Double spacing was used on the second pass.

Flexowriter settings: Margin 6, Tabs 12, 16, 22, 32.

.0000700

Notes  
(see below)

p1 (First Pass)

4000'4000'					1
'alpha'	b'	beta'	bring beta		
	h'	gamma'	store into gamma		
	xp'	0000'			
	xi'	0000'			
'beta'	xu'	6363'	exit		3
'lx'	3089'	q172'	mask		
'y'	'	'	at q-29		
	z'	'			
'delta'	u'	delta'	variable connector		
'c2'	xz'	0001'			
'beta'	a'/m	gamma'			3
'n'	'	'	counter		
'4zqx'	'	11q2'			
'end''	'				

p2 (Second Pass)

[Loc.]	[Symbolic Code] [Op.]	[Addr.]	[Decimal Code] [Loc., Op., Addr.]	[Comments]	
'alpha'	b'	beta'	4000 b4004	bring beta	1,3
	h'	gamma'/u	4001 ,qqqqqqqq	store into gamma	2
	xp'	0000'	4002 p0000		4
	xi'	0000'	4003 i0000		4
'beta'	xu'	6363'	4004 u6363	exit	3,4
'lx'	3089'	q172'	4005 ,3089q172	mask	5
'y'	'	'	4006 z0000	at q-29	7
	z'	'	4007 z0000		
'delta'	u'	delta'	4008 u4008	variable connector	
'c2'	xz'	0001'	4009 z0001		6
'beta'	a'	gamma'/u	4010 ,qqqqqqqq		2
'n'	'	'	4011 z0000	counter	7
'4zqx'	'	11q2'	4012 ,000011q2		5

## LGP-30 USERS' ORGANIZATION - POOL

Output: First pass. The sample printout following "p1" is the Flexowriter output from the first pass. Output in addition to that from the tape itself will occur only if a multiply-defined symbol or other input error (see below) is detected.

If the Photoreader is used for first-pass input (but first see "Note on use of the Photoreader" below), no printout other than "p1" and the error indications will occur.

Output: Second pass. The printout following "p2" is the Flexowriter output from the second pass. The output, in addition to that from the tape, consists of the standard decimal representation of the program as stored in memory. The symbolic and decimal representations of each instruction appear side by side. In addition identifying characters are printed next to the symbolic address whenever an undefined address symbol is detected (see below). Since format controls are all on the input tape, the Flexowriter, rather than the Photoreader, should be used for second-pass input.

Tape format. Instructions which do not have a symbolic location are input in two words: (a) the command and (b) the address, each of which is followed by a stop code (making 2 stop codes per line of coding). Instructions which have a symbolic location are input in four words: (a) an initial zero-word, (b) the symbolic location, (c) the command, and (d) the address, each of which is followed by a stop code (making 4 stop codes per line of coding). The initial zero-word will thus appear as a stop code; its only function is to indicate that the next word input will be a symbolic location.

Format controls (tabs; carriage returns, etc.) should all be punched on the tape. These are arbitrary, save for the following: if a comment follows the instruction one tab must follow this comment (to clear accumulator bits 26 - 31; only the tab will accomplish this, using 6-bit input on a standard Flexowriter). For the sample assembly above, tabs were included between the location operation address and comments; for the assembly of the program itself (see below) the first two of these were omitted.

Note on use of the Photoreader. The standard reader does not input 000000 (6-bit) on the execution of a tab, as required by the assembler if there are any comments included in the program. A minor modification of the input circuitry or exclusion of program comments is thus required for use of the Photoreader on the first assembling pass.

End-of-program symbol. The symbol "end," preceded by one and followed by two stop codes, must follow the last instruction of the program. This symbol must be used only for terminating an input; it should not be used as a program symbol.

Symbol specifications. Any numeric, alphabetic, or alphanumeric symbol of one to five characters in length is permissible. Certain symbols have special uses which are given below. The typewriter controls such as upper case, lower case carriage return etc. are not considered by the assembler as characters. The symbols "TEMP" and "temp" are indistinguishable as are "()" and "90," or "-" and "+."

### Explanatory Notes (Ref. Sample Assembly)

1. Starting location and reference address. The reference address is the



## LGP-30 USERS' ORGANIZATION - POOL

"base number" of the addresses, i.e. the number from which the addresses (as distinguished from the locations) are numbered. In the present example, with reference address = 4000, the address "beta" = 4004. If the reference address were 0000, the address "beta" would be 0004. In either case, the program itself is stored starting at 4000.

2. Undefined symbols. The symbol "gamma" is "undefined" in the sense that it does not appear in the "location" column, and hence no numeric address can be associated with it. In such cases "/u" is printed following the symbol, and the easily recognized hex pattern "qqqqqqqq" is stored in the given memory location.

3. Multiply-defined symbols. The symbol "beta" is used to represent two different locations (lines 5 and 11 of the "p2" code). Each time a location symbol appears after its initial appearance, the characters "/m" are printed following the command of the given instruction. When the code is assembled on the second pass, the stored address corresponding to a multiply-defined symbol is the address assigned to it on its first appearance in the code. Thus "beta" = 4004 in line 1 of the "p2" printout, rather than 4010.

4. Instructions with absolute addresses may be input by prefixing an "x" to the operation, as for PIR input.

5. Hexadecimal constants may be input, as illustrated, by using "x" as the last character of the symbol designating the location of the constant. The eight-character word must be split into two four-character words for input, since they are input as 6-bit characters and converted to 4-bit by LGPSAP. Leading zeros are not required for either half of the word. Thus:

,3089q172 is input from tape as 3089'q172'

,0009q172 can be input as 9'q172'

,00000002 can be input as '2'

,40000000 can be input as 4000' '.

6. Instruction-form constants may be input, as for PIR, in the form xz'AAAA'.

7. Temporary storage locations, counters, parameters, etc. may be symbolically specified as illustrated; they will then be set to zero during assembly. Symbols ending in "x" may be used here.

### OPERATION OF THE ASSEMBLER

For operation the following sequence of steps should be executed:

1. Load input tape in Flexowriter (or Photoreader).
2. Using 4-bit input, type manually .000AAAA, where AAAA is the start fill location of the assembly subroutine LS. Depress START COMP lever on Flexowriter.
3. Depress 6-bit input button.
4. Lift MAN INPUT on Flexowriter (if using reader, switch to reader input instead).
5. Depress START COMP lever again. The Flexowriter will print "pl" and the starting and reference addresses will be input. After about 2 minutes, the rest

## LGP-30 USERS' ORGANIZATION - POOL

of the tape will be input for the first pass. Any multiply-defined symbol error checks will be printed out as noted. Possible error stops may occur (see below). When the symbol "end" is reached, the Flexowriter prints out "p2" and the program stops, indicating that the second pass may be started.

6. Restart the tape in the Flexowriter to input the first word of the program proper (immediately following the reference address). Depress START COMP.

7. After the second pass is completed, a new tape may be loaded and the assembler restarted by simply depressing START COMP.

### ASSEMBLY OUTSIDE THE "ALLOWABLE RANGE"

The assembler is self-protecting, and will input a program only into that portion of memory separating the assembler itself from the symbol tables, and not occupied by either. The symbol tables occupy the last 16 tracks in memory permitting the use of up to 512 different symbols in a single program. The output routine is fixed at 0300. If LS is loaded at 0700, the maximum range of locations 1232 to 4763 will be available for program assembly.

If it is desired to locate a program out of this range, for example starting at 5000, this may be done either by the use of K2-71 (see below) or as follows: Assemble the program within the allowable range, specifying 5000 as the reference address. Using program 13.2, output a hexadecimal tape of the stored program and change its "v" load instruction to load the tape at 5000. This illustrates the purpose of the reference address function of the assembler.

### Preparation of Repositionable Punched Tape

Repositionable decimal punched tapes are readily prepared for the assembled programs by use of the POOL Program K2-71. Note that if the recommended initial locations of 0300 for the D-3 tape and 0700 for the LS tape are used, the program for punching must be entered after the assembly has been completed. By this technique it is possible always to use a standard initial location for the assembled program and to reposition it as desired later. The "modifier" used will be the same as the "reference address" of the assembly routine.

### ERROR STOPS

During the first pass, the Flexowriter types out indications of the following errors:

<u>Flexowriter Output</u>	<u>Error</u>	<u>Remedy</u>
"ob"	Assembly is "out of bounds"; that is, not within allowable range given above	Relocate assembly and restart
"st"	Capacity of symbol table has been exceeded (should occur only rarely; possible only with large programs)	Easiest solution is to divide program into two or more sub-routines and assemble separately

SYMBOL TABLE:

Tracks 48-63 inclusive are used for the symbol table and the symbol address table. Time is saved in storing symbols in the table in this program by the use of a random number method for the determination of the final locations of the symbols. The last nine bits of the six-bit pattern for the symbol are treated as a number from which a random address within the table is generated. If this address is not occupied it becomes the location for the symbol. If it is already occupied, the next address is then tested. Uniqueness is assured during the second pass by a comparison of the symbol sought with the symbol already stored. Further details are given in the Appendix.

LGPSAP SUBROUTINES

LGPSAP consists of two subroutines: (1) the assembler proper, designated LS, and (2) the instruction printout subroutine, designated D3. It also uses PIR 10.4 (see below). Subroutine D3 is a modified version of the decimal memory printout routine (21.0) and hence prints out hex words in fractional or hexadecimal form according to the setting of the TRANSFER CONTROL button. A list of the changes required in program 21.0 to obtain D3 is included below. Following this is the assembly of LS in LGPSAP code and decimal code relative to 0000.

The subroutine assembly is as follows:

<u>Subroutine</u>	<u>Load At</u>	<u>Memory Space Required</u>
D3	0300	0300 - 0663
LS	Relocatable, but maximum space is available for program assembly when loaded at 0700	Five and a half tracks, plus locations 4800 - 6363 for symbol and symbol-address tables
PIR 10.4	0000	0000 - 0263 Subroutine LS uses the binarize subroutine of PIR 10.4. (Note: other versions of PIR may not be used here).

TIME

On the first pass, the program will input about 17.5 instructions per minute, and on the second pass, about 9.5 instructions per minute, using the format illustrated for the assembly of LS (see below). These rates would be somewhat slower if the symbolic location, operation and address were separated by tabs, or if more comments were inserted (conversely, a program without any comments could probably be input at the rate of 11 or 12 instructions per minute on the second pass).

These figures are relatively unaffected by the length of the program. More specifically, an increase in the number of unique symbols used in the program will not increase the symbol-table "lookup" time for any given symbol, until the number of unique symbols begins to approach the maximum allowable 512. (The programming logic for accomplishing this was suggested to the author by Mr. George Feeney of the General Electric Company).

The present version of LGPSAP is unoptimized; a further reduction of input time could doubtless be realized by full or even partial optimization of the code.

APPENDIX: The Random Address Generator

The operation is given in the flow chart in the first box following variable connector branch VIA, as follows:

$$\text{Bits 1 - 9 (WD * MPLR mod } 2^{30}\text{)} \rightarrow R,$$

where the symbol is to be stored in the Rth line of the table. The LGP-30 instructions corresponding to this (ref. the LGPSAP symbolic code) are:

<u>Loc.</u>	<u>Op.</u>	<u>Address</u>	<u>Comments</u>
VIA	B	WD	
	N	MPLRX	(WD * MPLR) mod $2^{30}$ at 29
	M	IA21	Bits S - 8 $\rightarrow$ Bits 21 - 29
	E	NMXM1	Extract Bits 21 - 29
LS15	H	R	and store

The locations referred to contain the following:

WD		the current symbol	
IA21	XZ	0400	1 at 21
NMXM1	XZ	0763	mask
MPLRX	,5K2	1KGF	$5^{11}$ at 30

In other words, the equation for the "random number" function could be expressed as

$$R = \text{Integer} \left\{ \left[ (S \times 5^{11}) \bmod 2^{30} \right] \times 2^{-21} \right\}$$

Where R is as defined above and S is the value obtained by regarding the symbol as a number at q = 30; R ranges from 0 to 511. The incorporation of this search-saver into the routine reduced average assembly time by about two-thirds.

LGP-30 USERS' ORGANIZATION - POOL

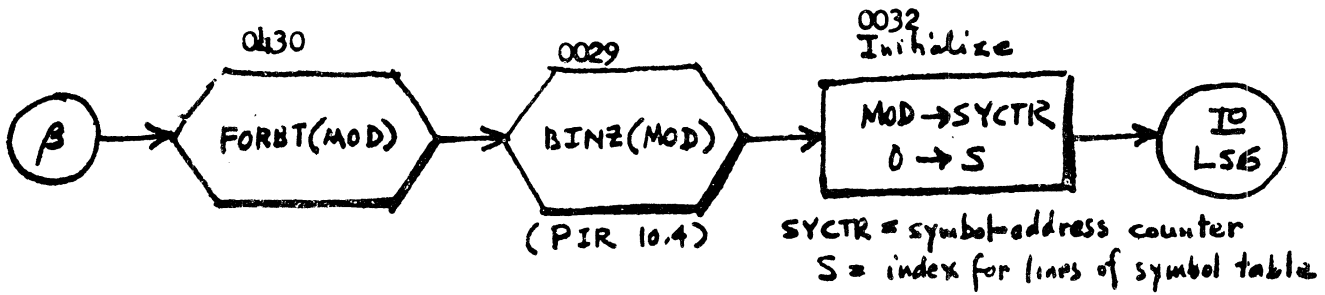
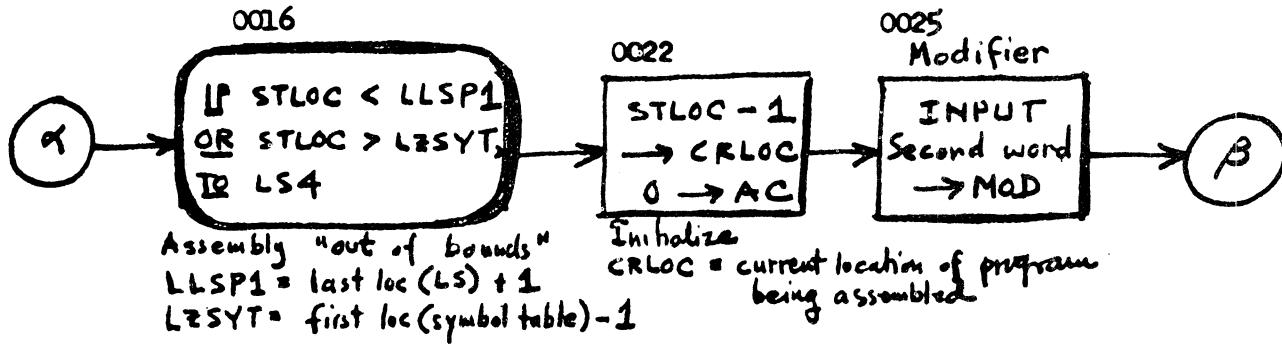
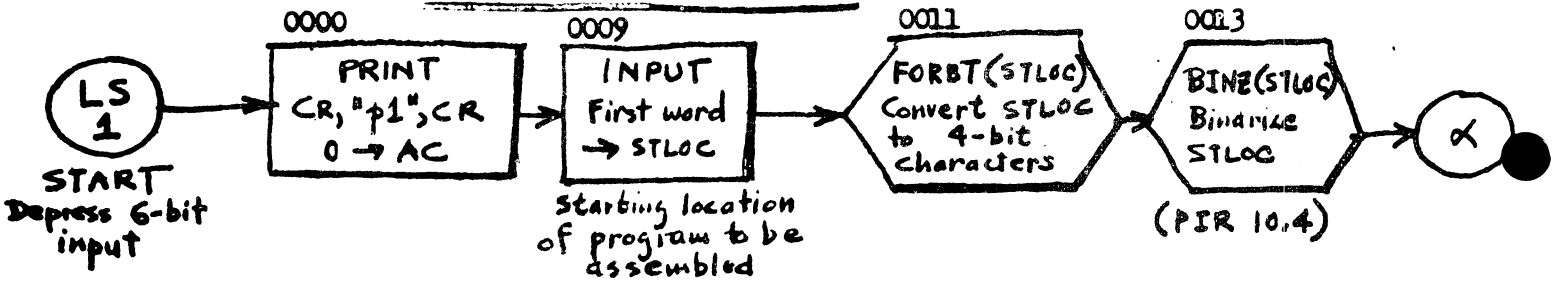
TABLE OF SYMBOLS FOR THE LGPSAP FLOW CHART

BINZ	Binarize
CR	Carriage Return
CRLOC	Current location of program being assembled
FORBT	Convert from 6-bit to 4-bit characters
LGSYT	Address of a line in the symbol table
LLSPI	Last location +1
LZSYA	First location of the symbol-address table
LZSYA(R)	Rth line of symbol-address table
LZSYT	First location of the symbol table - 1
LZSYT(R)	Rth line of symbol table
MOD	Modifier
MPLR	Multiplier for computing random address ( $=5^{11}$ )
NEGWD	Negative word ( $=\overline{wwwwwwq}$ )
NMXMI	Number of lines in the symbol table - 1
R	Random address modifier for symbol table
S	Index for lines of symbol table
STLOC	Starting location of program to be assembled
SYCTR	Symbol address counter
WD	A temporary storage location
WKLOC	A temporary storage location

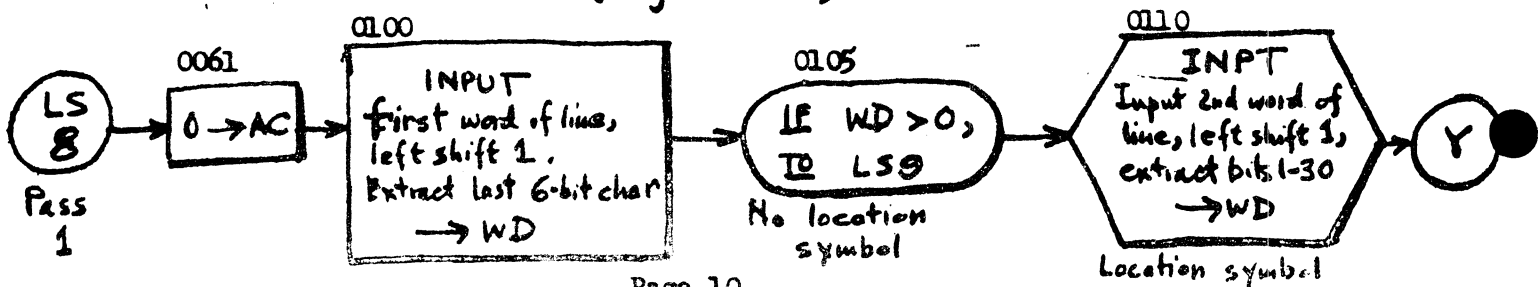
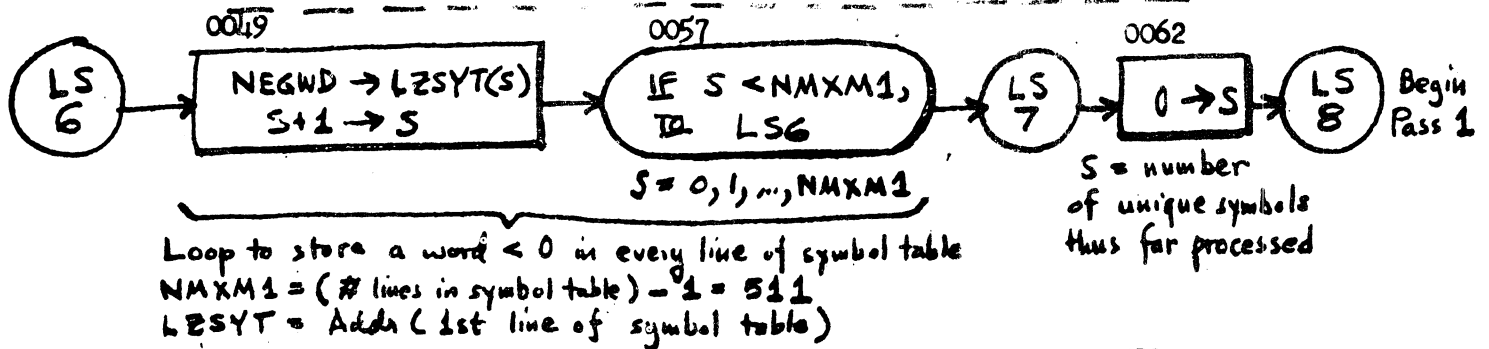
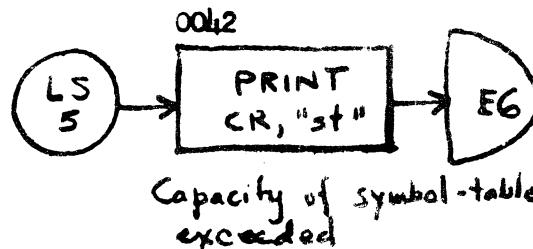

Table of Symbols Used on the Coding Sheet Notes

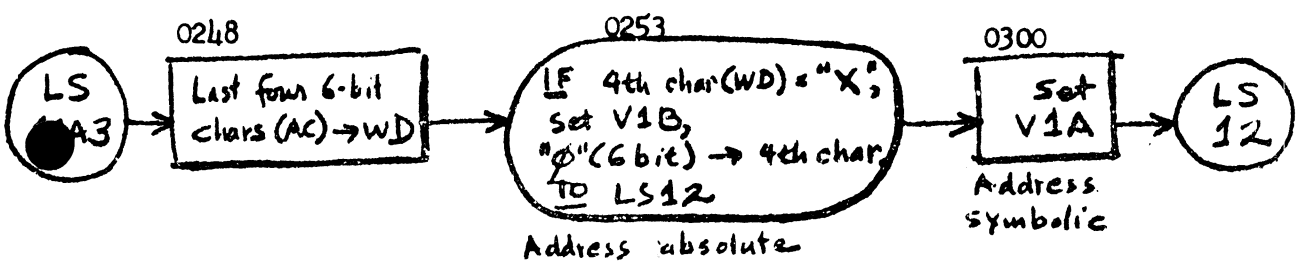

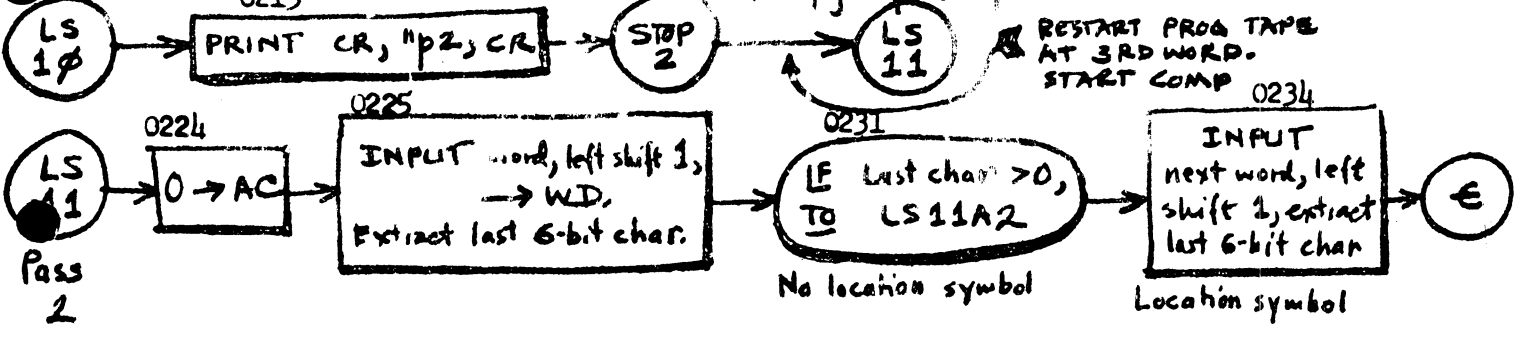

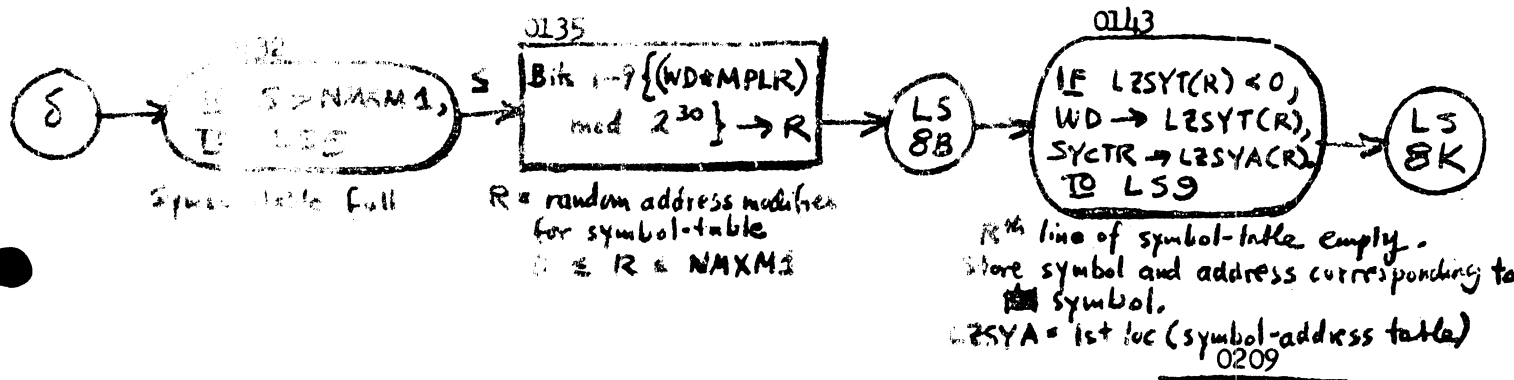
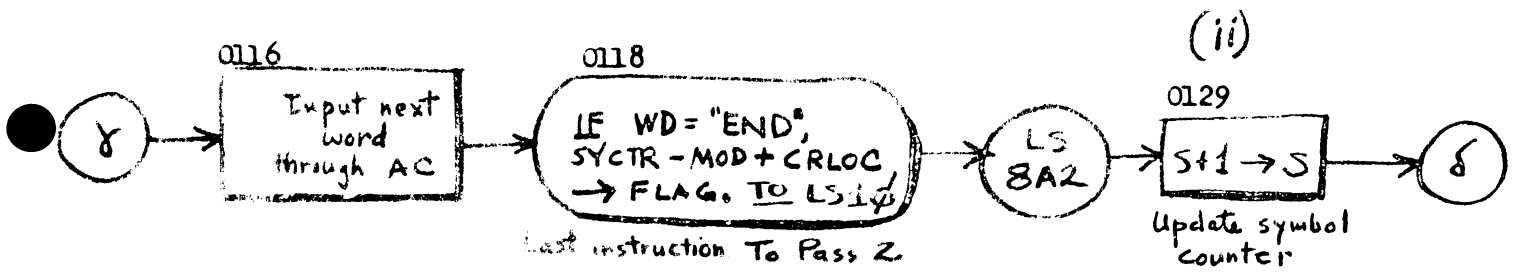
- ( Less than
- ) Greater than
- \* Multiplied by
- e Exponent


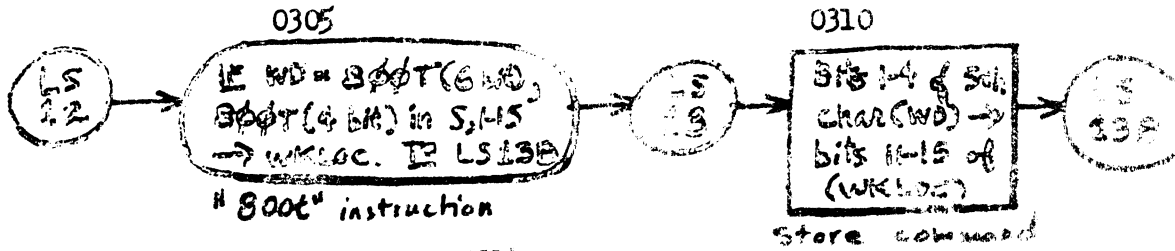
# Flow Chart



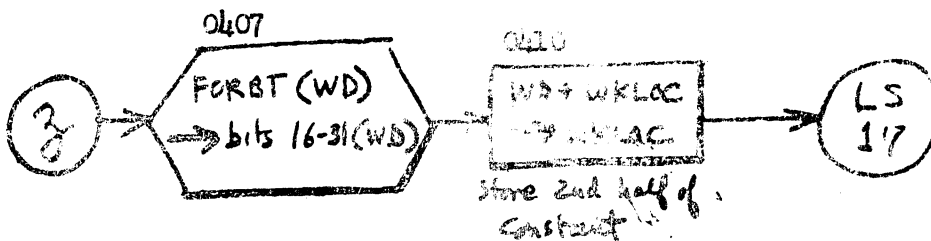

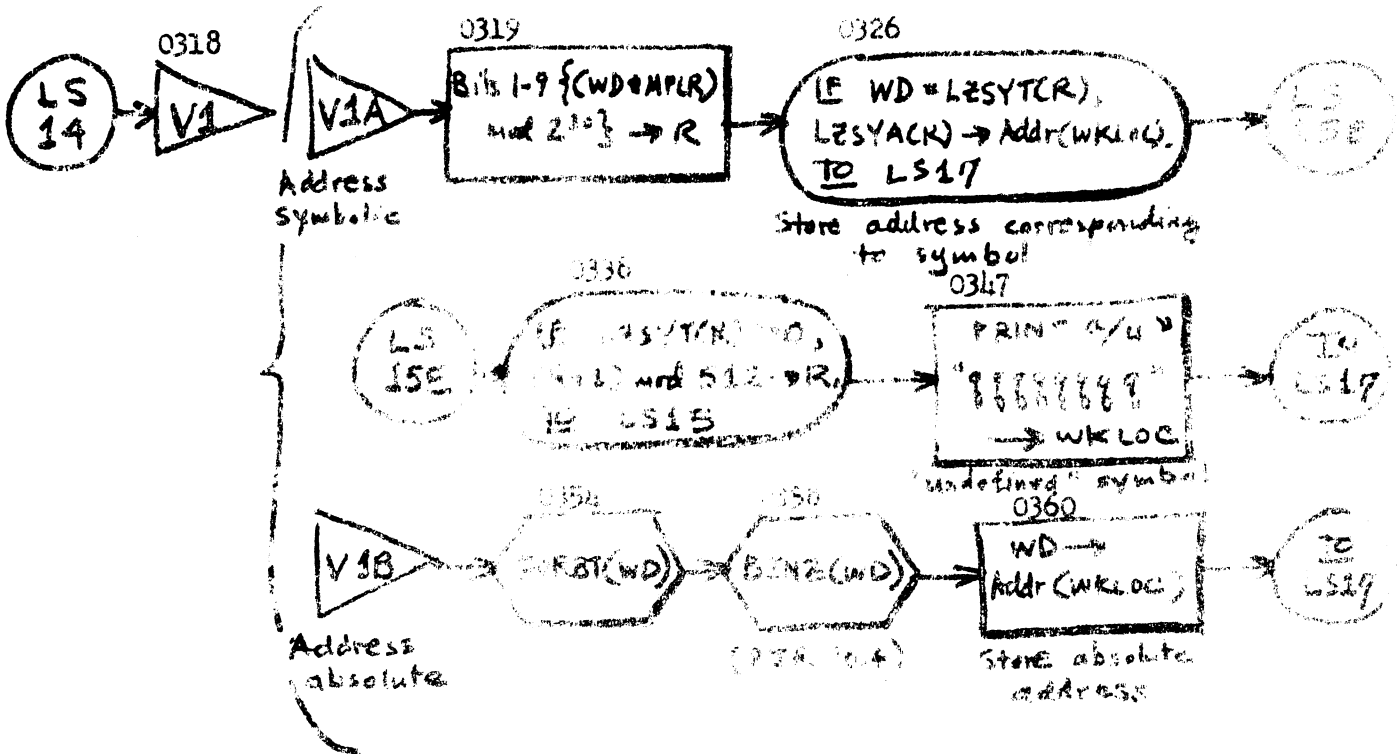
## ERROR STOPS



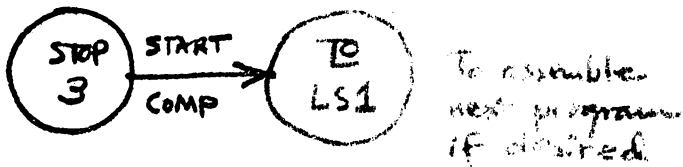

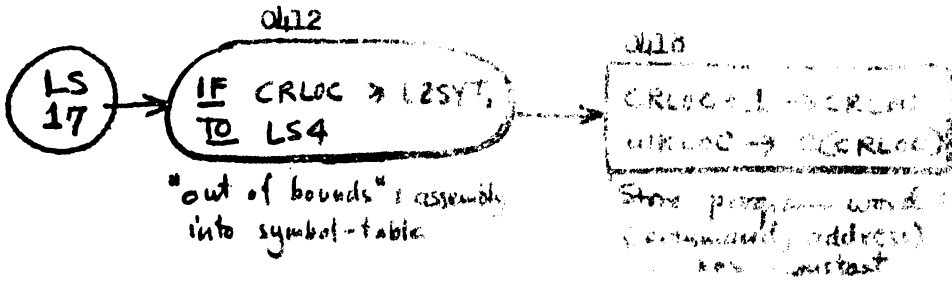




Switch







LGP-10 USER'S ORGANIZATION - POOL

Coding for Assembly Routine (LGPSAP and Decimal)

(Application of LGPSAP Assembler to a tape containing the LGPSAP program punched in LGPSAP-type coding )

LS

assembly relative to 0000, loaded at 3000

'1a1'xp'1600'	3000	p1600	first pass. c.r.
xx'0000'	3001	z0000	
xp'3300'	3002	p3300	p
xx'0000'	3003	z0000	
xp'0600'	3004	p0600	l
xx'0000'	3005	z0000	
xp'1600'	3006	p1600	c.r.
xx'0000'	3007	z0000	
c'amp'	3008	c0519	ac = 0
xp'0000'	3009	p0000	
xl'0000'	3010	l0000	input starting loc
r'fort'	3011	r0451	
u'fort'	3012	u0430	stloc = fort(stloc)
xr'0063'	3013	r0063	
xm'0051'	3014	u0051	binarize rtn (PIR 10.4)
h'stloc'	3015	h0514	stloc = bins(stloc)
s'1lsp1'	3016	s0510	
t'1a4'	3017	t0035	if stloc ( 1lsp1
b'stloc'	3018	b0514	
s'1xayt'	3019	s0511	
t'1a2'	3020	t0022	
u'1a4'	3021	u0035	or stloc ge 1xayt
'1a2'b'stloc'	3022	b0514	
s'1a29'	3023	s0503	
c'erloc'	3024	c0515	erloc = stloc - 1. ac = 0
xp'0000'	3025	p0000	
xl'0000'	3026	l0000	input modifier
r'frxt'	3027	r0451	
u'fort'	3028	u0430	fort(mod)
xr'0063'	3029	r0063	
xm'0051'	3030	u0051	
h'mod'	3031	h0517	bins(mod)
c'syctr'	3032	c0518	syctr = mod
c'a'	3033	c0524	s = 0
u'1a6'	3034	u0049	
'1a4'xp'1600'	3035	p1600	out of bounds. cr
xx'0000'	3036	z0000	
xp'3300'	3037	p3300	a
xx'0000'	3038	z0000	
xp'0500'	3039	p0500	b
xx'0000'	3040	z0000	
xx'0005'	3041	z0005	error stop 5
'1a5'xp'1600'	3042	p1600	symbol table full cr
xx'0000'	3043	z0000	
xp'6100'	3044	p6100	s
xx'0000'	3045	z0000	

LQP-30 USERS' ORGANIZATION - POOL  
Coding for Assembly Routine (LGPSAP and Decimal)

xp'4500'	3046	p4500	t
xz'0000'	3047	m0000	
xz'0006'	3048	m0006	error stop 6
'ls6'b'lsytr'	3049	b0511	
a's'	3050	m0524	
y'ls6a'	3051	y0053	
b'ngptr'	3052	b0456	
'ls6a'xh'6363'	3053	b6363	
b's'	3054	b0524	lsytr.s = neged
a'ls29'	3055	m0503	
h's'	3056	b0524	s = s + 1
b'mmal'	3057	b0513	
s's'	3058	m0524	
t'ls7'	3059	t0061	
u'ls6'	3060	u0049	if s le mmal
'ls7'c'damp'	3061	c0519	
c's'	3062	c0524	s = 0
'ls8'c'damp'	3063	c0519	
xp'0000'	3100	p0000	
xi'0000'	3101	i0000	1st wd of line
n'ls30x'	3102	n0502	
e'm2x'	3103	e0455	last 6b char
c'wd'	3104	c0520	
s'wd'	3105	s0520	
t'ls9'	3106	t0809	if wd gr 0
b'albal'	3107	b0452	
y'input'	3108	y0115	
'input'a'damp'	3109	a0519	ac = 0
xp'0000'	3110	p0000	
xi'0000'	3111	i0000	input location symbol
n'ls30x'	3112	n0502	
e'mlx'	3113	e0453	
h'wd'	3114	h0520	... wd at 30
'input'xm'6363'	3115	xm6363	
'ls6al'xp'0000'	3116	p0000	
xi'0000'	3117	i0000	next wd through ac
b'wd'	3118	b0520	
s'cendx'	3119	s0454	
t'ls6a2'	3120	t0129	
s'ls30x'	3121	s0502	
t'ls6a'	3122	t0124	if wd = "end",
u'ls6a2'	3123	u0129	
'ls6a'b'syctr'	3124	b0213	
s'mod'	3125	s0517	
a'erloc'	3126	a0515	syctr = mod + erloc
h'flag'	3127	h0521	... flag
u'ls10'	3128	u0215	
'ls6a2'b's'	3129	b0524	
a'ls29'	3130	a0503	
h's'	3131	h0524	s = s + 1
b'mmal'	3132	b0513	
s's'	3133	s0524	
t'ls5'	3134	t0042	if s gr mmal

(An application of LGPSAP Assembler to a tape containing the LGPSAP program punched in LGPSAP-type coding)

LGP-30 USERS' ORGANIZATION - POOL

Code for Assembly Routine (LGPSAP and Decimal)

b'wd'	3135	h0520	
n'wplr'	3136	h0522	(wd*wplr)mod 2e30 at 29
m'le21'	3137	h0509	bits 0-8 to 21-29
e'wreal'	3138	h0513	21-29
'lafb'h'r'	3139	h0523	... r random addr modifier
a'lsytr'	3140	h0511	
y'lsfo'	3141	h0143	
y'lsfo'	3142	h0147	
'lafb'xb'6363'	3143	h6363	/lsytr + r/
t'lsf1'	3144	h0146	if lsytr.r is 0,
u'lsfr'	3145	h0154	
'lafb'p'wd'	3146	h0520	
'lafb'xh'6363'	3147	h6363	lsytr.r = wd,
b'lsytr'	3148	h0512	
a'r'	3149	h0523	
y'lsfr'	3150	h0152	
b'wplr'	3151	h0518	
'lafb'xh'6363'	3152	h6363	lsytr.r = syctr.
u'lsy'	3153	h0209	
'lafb'b'lsytr'	3154	h0511	
a'r'	3155	h0523	
y'lsfo'	3156	h0158	
b'wd'	3157	h0520	
'lafb'xa'6363'	3158	h6363	/lsytr + r/
t'lsfo'	3159	h0162	if wd use lsytr.r,
a'lsytr'	3160	h0502	
t'lsfo'	3161	h0162	
'lafb'b'r'	3162	h0523	
a'lsytr'	3163	h0503	
e'wreal'	3164	h0513	r = (r + 1)mod max.
u'lsfo'	3165	h0159	
'lafb'b'a'	3166	h0524	multiply-defined sym
a'lsytr'	3167	h0503	
h'a'	3168	h0524	s = s - 1
xp'1000'	3169	h1500	/
xp'0000'	3170	h0000	
xp'2000'	3171	h2000	
xp'0000'	3172	h0000	
'lafb'xp'0000'	3173	h0000	
xp'0000'	3174	h0000	next wd through ac
b'wplr'	3175	h0518	
a'lsytr'	3176	h0503	
h'wplr'	3177	h0518	syctr = syctr + 1
u'lsy'	3178	h0163	
'lafb'xp'1600'	3179	h1600	second pass. or
xp'0000'	3180	h0000	
xp'2000'	3181	h2000	
xp'0000'	3182	h0000	
xp'1000'	3183	h1000	
xp'0000'	3184	h0000	
xp'1600'	3185	h1600	or
xp'0000'	3186	h0000	
xp'0002'	3187	h0002	step 2. restart tape

LGP-30 USERS' ORGANIZATION - POOL  
 Coding for Assembly Routine (LGPSAP and Decimal)

'lall'c'damp'	3224	e0519	
xp'0000'	3225	y0000	1st wd of line
xi'0000'	3226	10000	
n'la30x'	3227	n0502	
h'wd'	3228	h0520	
e'ax'	3229	e0455	last 6b char
c'damp'	3230	e0519	
s'damp'	3231	e0519	
t'lall2'	3232	t0247	if char gr 0
c'damp'	3233	e0519	ac = 0
xp'0000'	3234	y0000	
xi'0000'	3235	10000	input loc symbol
n'la30x'	3236	n0502	
e'ax'	3237	e0455	last char
s'charx'	3238	e0457	
t'lalla'	3239	t0242	
s'la30x'	3240	e0502	
t'lal6'	3241	t0362	if last char = "x"
'lalla'c'damp'	3242	e0519	ac = 0
xp'0000'	3243	y0000	
xi'0000'	3244	10000	input instruction
n'la30x'	3245	n0502	
u'lalla3'	3246	u0248	
'lalla2'b'wd'	3247	b0520	
'lalla3'e'ax'	3248	e0458	last 4 char
h'wd'	3249	h0520	
m'lfax'	3250	m0439	
e'ax'	3251	e0455	
s'charx'	3252	e0457	
t'lalle'	3253	t0263	
s'la30x'	3254	e0502	
t'lal1b'	3255	t0257	if 4th char = "x",
u'lalle'	3256	u0263	
'lallb'b'cv1b'	3257	b0526	set v1b
y'lal4'	3258	y0318	
b'wd'	3259	b0520	
e'ax'	3260	e0460	
h'wd'	3261	h0520	4th char = "0"
u'lal2'	3262	u0301	
'lallc'b'cv1a'	3263	b0525	set via
y'lal4'	3264	y0318	
'lal2'b'wd'	3265	b0520	
s'80t6x'	3266	e0461	
t'lal5'	3267	t0310	
s'la30x'	3268	e0502	
t'lal2a'	3269	t0307	if wd = 800t(6-bit),
u'lal5'	3270	u0310	
'lal2a'b'80t4x'	3271	b0462	skloc = 800t(4-bit).
h'wkloc'	3272	h0516	
u'lal5b'	3273	u0314	store command
'lal5'b'wd'	3274	b0520	
n'lal8'	3275	n0463	
e'ax'	3276	e0500	1, #0000
h'wkloc'	3277	b0516	

coding for Assembly Routine (LGPSAP and Decimal)

'lal3b'r'input'	3314	r0115	
a'input'	3315	w0109	input address symbol
s'la30x'	3316	s0502	
t'lal7'	3317	t0412	if = 0
'sl14'u'lal4'	3318	w0318	vc 1
'vla'b'wd'	3319	b0520	
n'mplr'	3320	n0522	
m'la21'	3321	m0509	
e'mmal'	3322	e0513	bits 1-9[wd*mplr]mod 2e30
'lal5'h'r'	3323	h0523	... r
a'lsayt'	3324	a0511	
y'lal5a'	3325	y0326	
'lal5a'xb'6363'	3326	b6363	/lsayt + r/
s'wd'	3327	s0520	
t'lal5e'	3328	t0338	
s'la30x'	3329	s0502	
t'lal5b'	3330	t0332	
u'lal5e'	3331	w0338	if wd = lsayt.r,
'lal5b'h'r'	3332	b0523	
a'lsaya'	3333	a0512	
y'lal5c'	3334	y0335	
'lal5c'xb'6363'	3335	b6363	/lsaya + r/
y'wkloc'	3336	y0516	addr(wkloc) = lsaya.r
u'lal7'	3337	w0412	
'lal5e'b'r'	3338	b0523	
a'lsayt'	3339	a0511	
y'lal5f'	3340	y0341	
'lal5f'xb'6363'	3341	b6363	/lsayt + r/
t'lal5g'	3342	t0347	
b'r'	3343	b0523	if lsayt.r gr 0
a'la29'	3344	a0503	
e'mmal'	3345	e0513	r = (r + 1)mod rmax
u'lal5'	3346	w0323	
'lal5g'xp'1900'	3347	p1900	undefined symbol. /
xx'0000'	3348	s0000	
xp'4100'	3349	p4100	
xx'0000'	3350	s0000	
b'qqqq'	3351	b0527	
h'wkloc'	3352	h0516	wkloc = qqqqqqqq
u'lal7'	3353	w0412	
'vlb'b'wd'	3354	b0520	
m'lalx'	3355	m0501	
r'frxt'	3356	r0451	
u'forbt'	3357	w0430	forbt(wd)
xx'0063'	3358	r0063	
xx'0051'	3359	w0051	binz(wd) (PIR 10.4)
y'wkloc'	3360	y0516	... addr(wkloc)
u'lal7'	3361	w0412	
'lal6'c'dump'	3362	c0519	hex constant ac = 0
xp'0000'	3363	p0000	
xi'0000'	3400	i0000	input first half
r'frxt'	3401	r0451	
u'forbt'	3402	w0430	to 4-bit

LGPSAP-10 USERS' ORGANIZATION - POOL  
 Coding for Assembly Routine ( LGPSAP and Decimal)

n'1a17x'	3403	n0504	at 15
e'wkloc'	3404	e0516	... wkloc
xp'0000'	3405	p0000	
xl'0000'	3406	l0000	input second half
r'fmt'	3407	r0451	
u'forbt'	3408	u0450	to 4-bit
m'1a2x'	3409	m0505	at 31
a'wkloc'	3410	a0516	+ wkloc
h'wkloc'	3411	h0516	... wkloc
'1a17'b'crloc'	3412	b0515	
a'1a2x'	3413	a0503	
h'crloc'	3414	h0515	crloc = crloc + 1
a'1a2yt'	3415	a0511	
t'1a17a'	3416	t0418	
u'1a4'	3417	u0035	if crloc ge 1a2yt
'1a17a'b'crloc'	3418	b0515	
y'1a17b'	3419	y0421	
b'wkloc'	3420	b0516	
'1a17b'xh'6363'	3421	h6363	c(wkloc) ... crloc
b'crloc'	3422	b0515	
xr'0600'	3423	r0600	DE. print tab, sp,
xm'0503'	3424	m0503	crloc, c(crloc), sp
b'crloc'	3425	b0515	
a'flag'	3426	a0521	
t'1a11'	3427	t0224	if crloc is flag
xs'0003'	3428	x0003	prog stop
u'1a1'	3429	u0000	start comp for next input
'forbt'c'6bwd'	3430	c0528	4-bit conv rtn. word at 31
e'4bwd'	3431	e0529	4bwd = 0
b'minix'	3432	b0506	
h'dznp'	3433	h0519	4 into counter
b'cl5'	3434	b0507	
h'mask'	3435	h0530	initialize mask bits 26-9
'fr1'b'6bwd'	3436	b0528	
e'mask'	3437	e0530	kth 4-bit char k = 4,3,2,1
a'6bwd'	3438	a0529	
h'6bwd'	3439	h0529	
b'6bwd'	3440	b0528	
m'1a2x'	3441	m0505	position next 4-bit char
h'6bwd'	3442	h0528	
b'mask'	3443	b0530	
n'cl4'	3444	n0508	left 4. set mask for next char
h'mask'	3445	h0530	
b'dznp'	3446	b0519	
a'1a2x'	3447	a0508	increment ctr by 1
h'6bwd'	3448	h0519	if ctr negative
t'fmt'	3449	t0456	
b'6bwd'	3450	b0529	
'frax'xh'6363'	3451	x6363	exit

LGP-30 USERS' ORGANIZATION - POOL  
Coding for Assembly Routine (LGPSAP and Decimal)

'c18al''l8al'	3452	z0116	
'mlx''7xxx''wxxq'	3453	,7xxxxwxxq	
'cendx''4''fjrr'	3454	,00004jrr	
'r2x''7q'	3455	,0000007q	
'ngndx''wxxx''wxxq'	3456	,wxxxxwxxq	
'cham''kq'	3457	,000000kq	
'r3x''lww''wxxq'	3458	,0lwwwxxq	
'l86x''200''0000'	3459	,00000000	
'r4x''lww''q17q'	3460	,0lwwq17q	
'80t6x''110''k15r'	3461	,0110k15r	
'80t6x''800''0000'	3462	,00000000	
'l818''xs''3000'	3465	z0000	
'r5x''v''0000'	3500	z0000	
'l81x''000''0000'	3501	,00000000	
'l830x''2'	3502	,00000002	
'l829''xs''0001'	3503	z0001	
'l817x''4000'	3504	,00004000	
'l82x''2000''0000'	3505	,00000000	
'mln4x''wxxx''wxx8'	3506	,wxxxxwxx8	minus 4 at 30
'c15''xs''0015'	3507	z0015	
'c4''xs''0004'	3508	z0004	
'l821''xs''0400'	3509	z0400	
'l18pl''f1r8d'	3510	z0531	final loc plus 1
'l85yt''xs''4800'	3511	z4800	
'l85yt''xs''5600'	3512	z5600	
'r8axl''xs''0763'	3513	z0763	syntbl monol minus 1
'stloc''''	3514	z0000	
'erloc''''	3515	z0000	
'wloc''''	3516	z0000	
'mod''''	3517	z0000	
'syctr''''	3518	z0000	
'damp''''	3519	z0000	
'wi''''	3520	z0000	
'flag''''	3521	z0000	
'mplx''5k2''lkgf'	3522	,05k2lkgf	5 exp 11
'r''''	3523	z0000	
's''''	3524	z0000	
'cvla''v1a'	3525	z0319	
'cvlb''v1b'	3526	z0354	
'caxx''8888''8888'	3527	,88888888	
'6xxd''''	3528	z0000	
'kxxd''''	3529	z0000	
'wxxd''''	3530	z0000	
'fxxd''''	3531	z0000	



## SYMBOLIC ASSEMBLY PROGRAM FOR THE LGP-30 COMPUTER

NOTE ON SUBROUTINE D3

The following changes must be made in the Decimal Memory Printout Routine (#21.0) to obtain D3, the LGPSAP output routine:

<u>Location</u>	<u>Change to</u>
0002	w0019
0003	y0108
0004	xc0143
0005	y0225
0006	w0204
0007	w0000
0019	xp0138
0020	w0359
0026	xp0300
0149	xp0300
0300	w0363

PREPARED FOR: LGP-30 USERS' ORGANIZATION - POOL				PAGE 1 OF 11
JOB NO.	PROGRAM NO. H2-120	PROGRAM PREPARED BY: James N. Orton	PROGRAM CHECKED BY: POOL Review	DATE: 2/5/60
PROBLEM: SYMBOLIC ASSEMBLY PROGRAM for the LGP-30 COMPUTER- LGPSAP				TRACK

PROGRAM INPUT CODES	POS	LOCATION	INSTRUCTION		POS	CONTENTS OF ADDRESS	NOTES
			OPERATION	ADDRESS			
	/						
	/	0 0	x   p	1 6   0 0	/		first pass c. r.
		0 1	x   z	0 0   0 0	/		
		0 2	x   p	3 3   0 0	/		p
		0 3	x   z	0 0   0 0	/	X	
		0 4	x   p	0 6   0 0	/		l
		0 5	x   z	0 0   0 0	/		
		0 6	x   p	1 6   0 0	/		c.r.
		0 7	x   z	0 0   0 0	/	X	
		0 8		c 0 5   1 9	/		ac=0
		0 9		x   p 0 0   0 0	/		
		1 0		x   i 0 0   0 0	/		input starting loc
		1 1		r 0 4   5 1	/	X	
		1 2		u 0 4   3 0	/		stloc = forb (stloc)
		1 3		x   r 0 0   6 3	/		
		1 4		x   u 0 0   5 1	/		binarize (PIR 10.4)
		1 5		h 0 5   1 4	/	X	stloc = binz (stloc)
		1 6		s 0 5   1 0	/		
		1 7		t 0 0   3 5	/		if stloc (llspl
		1 8		b 0 5   1 4	/		
		1 9		s 0 5   1 1	/	X	
		2 0		t 0 0   2 2	/		
		2 1		u 0 0   3 5	/		or stloc) lzsyt
		2 2		b 0 5   1 4	/	X	
		2 3		s 0 5   0 3	/	X	
		2 4		c 0 5   1 5	/		crloc = stloc - 1, ac=0
		2 5		x   p 0 0   0 0	/		
		2 6		x   i 0 0   0 0	/		input modifier
		2 7		r 0 4   5 1	/	X	
		2 8		u 0 4   3 0	/		forbt (mod)
		2 9		x   r 0 0   6 3	/		
		3 0		x   u 0 0   5 1	/		
		3 1		h 0 5   1 7	/	X	binz(mod)

PREPARED FOR: LGP-30 USERS' ORGANIZATION - POOL				PAGE 2 OF 11
JOB NO.	PROGRAM NO. H2-120	PROGRAM PREPARED BY: James N. Orton	PROGRAM CHECKED BY: POOL Review	DATE 2/5/60
PROBLEM: SYMBOLIC ASSEMBLY PROGRAM for the LGP-30 COMPUTER - LGPSAP				TRACK

PROGRAM INPUT CODES	STOP	LOCATION	INSTRUCTION		STOP	CONTENTS OF ADDRESS	NOTES
			OPERATION	ADDRESS			
	/						
	/	X					
	/	3 12	c	0 1 5 1 1 8	/		svctr = mod
	/	3 13	c	0 5 2 1 4	/		s = 0
	/	3 14	u	0 0 4 9	/		
	/	3 15	x p	1 6 0 0	/ X		out of bounds. cr
	/	3 16	x z	0 0 0 0	/		
	/	3 17	x p	3 5 0 0	/		o
	/	3 18	x z	0 0 0 0	/		
	/	3 19	x p	0 5 0 0	/ X		b
	/	4 10	x z	0 0 0 0	/		
	/	4 11	x z	0 0 0 5	/		error stop 5
	/	4 12	x p	1 6 0 0	/		symbol table full <sup>cr</sup>
	/	4 13	x z	0 0 0 0	/ X		
	/	4 14	x p	6 1 0 0	/		s
	/	4 15	x z	0 0 0 0	/		
	/	4 16	x p	4 5 0 0	/		t
	/	4 17	x z	0 0 0 0	/ X		
	/	4 18	x z	0 0 0 6	/		error stop 6
	/	4 19	b	0 5 1 1	/		
	/	5 10	a	0 5 2 4	/		
	/	5 11	l y	0 1 0 5 1 3	/ X		
	/	5 12	b	0 1 4 5 6	/		
	/	5 13	x h	6 1 3 6 1 3	/		lzsynt(s) = negwd
	/	5 14	b	0 5 2 4	/		
	/	5 15	a	0 1 5 0 3	/ X		
	/	5 16	h	0 1 5 1 2 4	/		s = s + 1
	/	5 17	b	0 1 5 1 1 3	/		
	/	5 18	s	0 1 5 1 2 4	/		
	/	5 19	t	0 1 0 6 1	/ X		
	/	6 10	u	0 1 0 4 9	/		if s (rmxm1
	/	6 11	c	0 1 5 1 1 9	/		
	/	6 12	c	0 1 5 1 2 1 4	/		s = 0
	/	6 13	c	0 1 5 1 1 9	/ X		

LGP-30 CODING SHEET

PREPARED FOR: LGP-30 USERS' ORGANIZATION - POOL				PAGE 3 OF 11
JOB NO.	PROGRAM NO. H2-120	PROGRAM PREPARED BY: James N. Orton	PROGRAM CHECKED BY: POOL Review	DATE 2/5/60
PROBLEM: SYMBOLIC ASSEMBLY PROGRAM for the LGP-30 COMPUTER - LGPSAP				TRACK

PROGRAM INPUT CODES	STOP	LOCATION	INSTRUCTION		STOP	CONTENTS OF ADDRESS	NOTES
			OPERATION	ADDRESS			
	/						
	/	011010	x	p0101010	/		
	/	1011	x	i0101010	/		1st wd of line
	/	1012	n	015102	/		
	/	1013	e	0141515	/	X	last 6b char
	/	1014	c	0151210	/		
	/	1015	s	0151210	/		
	/	1016	t	0121019	/		if wd) 0
	/	1017	b	0141512	/	X	
	/	1018	y	0111115	/		
	/	1019	c	0151119	/		ac = 0
	/	1110	x	p0101010	/		
	/	1111	x	i0101010	/	X	input location symbol
	/	1112	n	015102	/		
	/	1113	e	0141513	/		
	/	1114	h	0151210	/		...wd at 30
	/	1115	x	u63163	/	X	
	/	1116	x	p0101010	/		
	/	1117	x	i0101010	/		next wd through ac
	/	1118	b	0151210	/		
	/	1119	s	0141514	/	X	
	/	1210	t	0111219	/		
	/	1211	s	0151012	/		
	/	1212	t	0111214	/		if wd = "end,"
	/	1213	u	0111219	/	X	
	/	1214	b	0151118	/		
	/	1215	s	0151117	/		
	/	1216	a	0151115	/		syncr - mod + orloc
	/	1217	h	0151211	/	X	...flag
	/	1218	u	0121115	/		
	/	1219	b	0151214	/		
	/	1310	a	0151013	/		
	/	1311	h	0151214	/	X	s = s + 1

(24)



CARRIAGE RETURN

/ = CONDITIONAL STOP CODE

PREPARED FOR: LGP-30 USERS' ORGANIZATION - POOL			PAGE 4 OF 11
JOB NO.	PROGRAM NO. H2-120	PROGRAM PREPARED BY: James N. Orton	PROGRAM CHECKED BY: POOL Review
PROBLEM: SYMBOLIC ASSEMBLY PROGRAM for the LGP-30 COMPUTER - LGPSAP			DATE 2/5/60
			TRACK

PROGRAM INPUT CODES	STOP	LOCATION	INSTRUCTION		OS	CONTENTS OF ADDRESS	NOTES
			OPERATION	ADDRESS			
	/						
	/	<input checked="" type="checkbox"/>					
		01312	b	015113	/		
		313	s	015121	/		
		314	t	0042	/		if s) nmxml
		315	b	015210	/	<input checked="" type="checkbox"/>	
		316	n	015212	/		(wd*mplr) mod 2e30 at 29
		317	m	015109	/		bits 0-8 to 21-29
		318	e	015113	/		21-29
		319	h	015213	/	<input checked="" type="checkbox"/>	r random addr. mod- ifier
		410	a	015111	/		
		411	y	011113	/		
		412	y	011117	/		
		413	x	b6131613	/	<input checked="" type="checkbox"/>	/lzsytr + r/
		414	t	011116	/		if lzsytr(r) (ls 0,
		415	u	011514	/		
		416	b	015210	/		
		417	x	h6131613	/	<input checked="" type="checkbox"/>	lzsytr(r) = wd,
		418	b	015112	/		
		419	a	015213	/		
		510	y	011512	/		
		511	b	015118	/	<input checked="" type="checkbox"/>	
		512	x	h6131613	/		lzsyra(r) = syctr.
		513	u	012109	/		
		514	b	015111	/		
		515	a	015213	/	<input checked="" type="checkbox"/>	
		516	y	011518	/		
		517	b	0151210	/		
		518	x	s6131613	/		/lzsytr + r/
		519	t	011612	/	<input checked="" type="checkbox"/>	if wd / lzsytr(r)
		610	s	0151012	/		
		611	t	0121012	/		
		612	b	0151213	/		
		613	a	0151013	/	<input checked="" type="checkbox"/>	

PREPARED FOR: <b>LGP-30 USERS' ORGANIZATION - POOL</b>				PAGE <b>5</b> OF <b>11</b>
JOB NO.	PROGRAM NO. <b>H2-120</b>	PROGRAM PREPARED BY: <b>James N. Orton</b>	PROGRAM CHECKED BY: <b>POOL Review</b>	DATE <b>2/5/60</b>
PROBLEM: <b>SYMBOLIC ASSEMBLY PROGRAM for the LGP-30 COMPUTER - LGPSAP</b>				TRACK

PROGRAM INPUT CODES	STOP	LOCATION	INSTRUCTION		STOP	CONTENTS OF ADDRESS	NOTES
			OPERATION	ADDRESS			
	/						
	/						
	/						
	/	0121010	le	015113	/		r = (r+1)mod nmax.
	/	1011	lu	01139	/		
	/	1012	lb	015124	/		multiply-defined sym
	/	1013	ls	015103	/	X	
	/	1014	lh	01524	/		s = s - 1
	/	1015	xp	1900	/		/
	/	1016	xz	01000	/		
	/	1017	xp	2900	/	X	m
	/	1018	xz	01000	/		
	/	1019	xp	01000	/		
	/	1110	xi	01000	/		next wd through ac
	/	1111	lb	015118	/	X	
	/	1112	la	015103	/		
	/	1113	lh	015118	/		syctr = syctr + 1
	/	1114	lu	01063	/		
	/	1115	xp	1600	/	X	second pass. cr
	/	1116	xz	01000	/		
	/	1117	xp	3300	/		p
	/	1118	xz	01000	/		
	/	1119	xp	1000	/	X	2
	/	1210	xz	01000	/		
	/	1211	xp	1600	/		cr
	/	1212	xz	01000	/		
	/	1213	xz	01002	/	X	stop 2. restart tape
	/	1214	c	015119	/		
	/	1215	xp	01000	/		1st wd of line
	/	1216	xi	01000	/		
	/	1217	n	015102	/	X	
	/	1218	h	015210	/		
	/	1219	le	014155	/		last 6b char
	/	1310	c	015119	/		
	/	1311	s	015119	/	X	

PREPARED FOR: LGP-30 USERS' ORGANIZATION - POOL				PAGE 6 OF 11
JOB NO.	PROGRAM NO. H2-120	PROGRAM PREPARED BY: James H. Orton	PROGRAM CHECKED BY: POOL Review	DATE 2/5/60
PROBLEM: SYMBOLIC ASSEMBLY PROGRAM for the LGP-30 COMPUTER LGPSAP				TRACK

PROGRAM INPUT CODES	STOP	LOCATION	INSTRUCTION		STOP	CONTENTS OF ADDRESS	NOTES
			OPERATION	ADDRESS			
	/						
	/						
	/	012 3 12	t	0 2 4 17	/		if char) 0
	/		c	0 5 1 9	/		ac = 0
	/		x p	0 0 0 0	/		
	/		x i	0 0 0 0	/	X	input loc symbol
	/		n	0 5 0 2	/		
	/		e	0 4 5 5	/		last char
	/		s	0 4 5 7	/		
	/		t	0 2 4 2	/	X	
	/		s	0 5 0 2	/		
	/		t	0 3 6 2	/		if last char = "x"
	/		c	0 5 1 9	/		ac = 0
	/		x p	0 0 0 0	/	X	
	/		x i	0 0 0 0	/		input instruction
	/		n	0 5 0 2	/		
	/		u	0 2 4 8	/		
	/		b	0 5 2 0	/	X	
	/		e	0 4 5 8	/		last l char
	/		h	0 5 2 0	/		
	/		m	0 4 5 9	/		
	/		e	0 4 5 5	/	X	
	/		s	0 4 5 7	/		
	/		t	0 2 6 3	/		
	/		s	0 5 0 2	/		
	/		t	0 2 5 7	/	X	if lth char = "x"
	/		u	0 2 6 3	/		
	/		b	0 5 2 6	/		
	/		y	0 3 1 8	/		set vlb
	/		b	0 5 2 0	/	X	
	/		e	0 4 6 0	/		
	/		h	0 5 2 0	/		lth char = "0"
	/		u	0 3 0 1	/		
	/		b	0 5 2 5	/	X	

PREPARED FOR: <b>LGP-30 USERS' ORGANIZATION - POOL</b>				PAGE <b>7</b> OF <b>11</b>
JOB NO.	PROGRAM NO. <b>H2-120</b>	PROGRAM PREPARED BY: <b>James N. Orton</b>	PROGRAM CHECKED BY: <b>POOL Review</b>	DATE: <b>2/5/60</b>
PROBLEM: <b>SYMBOLIC ASSEMBLY PROGRAM for the LGP-30 COMPUTER LGPSAP</b>				TRACK

PROGRAM INPUT CODES	STOP	LOCATION	INSTRUCTION		STOP	CONTENTS OF ADDRESS	NOTES
			OPERATION	ADDRESS			
	/						
	/	013 10 10	y	03 118	/		set vla
		0 1	b	05 210	/		
		0 2	s	04 61	/		
		0 3	t	03 110	/	X	
		0 4	s	05 102	/		
		0 5	t	03 107	/		if wd = 800t(6-bit).
		0 6	u	03 110	/		
		0 7	b	04 62	/	X	
		0 8	h	05 116	/		wkloc = 800t(4-bit).
		0 9	u	03 114	/		
		1 0	b	05 210	/		store command
		1 1	n	04 63	/	X	
		1 2	e	05 100	/		w0000
		1 3	h	05 116	/		
		1 4	r	01 115	/		
		1 5	u	01 109	/	X	input address symbol
		1 6	s	05 102	/		
		1 7	t	04 112	/		if = 0
		1 8	u	03 118	/		vc 1
		1 9	b	05 210	/	X	
		2 0	n	05 212	/		
		2 1	m	05 109	/		
		2 2	e	05 113	/		bits 1-9 [wd*mplr] <sup>2e30</sup> mod
		2 3	h	05 213	/	X	...r
		2 4	a	05 111	/		
		2 5	y	03 216	/		
		2 6	x b	63 63	/		/lzsyt + r/
		2 7	s	05 210	/	X	
		2 8	t	01 318	/		
		2 9	s	01 502	/		
		3 0	t	03 312	/		if wd = lzsyt(r)
		3 1	u	01 318	/	X	



LGP-30 CODING SHEET

PREPARED FOR: LGP - 30 USERS' ORGANIZATION - POOL				PAGE 8	OF 11
JOB NO.	PROGRAM NO. H2-120	PROGRAM PREPARED BY: James N. Orton	PROGRAM CHECKED BY: POOL Review	DATE 2/5/60	
PROBLEM: SYMBOLIC ASSEMBLY PROGRAM for the LGP-30 COMPUTER LGPSAP				TRACK	

PROGRAM INPUT CODES	STOP	LOCATION	INSTRUCTION		PO	CONTENTS OF ADDRESS	NOTES
			OPERATION	ADDRESS			
	/						
	/	X					
		0131312	b	0151213	/		
		313	a	0151112	/		
		314	y	0131315	/		
		315	x b	6131613	/	X	/lzsva + r/
		316	ly	0151116	/		addr(wkloc)=lzsva(r)
		317	u	0141112	/		
		318	b	0151213	/		
		319	a	0151111	/	X	
		410	y	0131411	/		
		411	x b	6131613	/		/lzsytt + r/
		412	t	0131417	/		
		413	b	0151213	/	X	if lzsytt(r) > 0
		414	a	0151013	/		
		415	e	0151113	/		r = (r+1)mod nmax
		416	u	0131213	/		
		417	x p	1191010	/	X	undefined symbol. /
		418	x z	0101010	/		
		419	x p	1111010	/		u
		510	x z	0101010	/		
		511	b	0151217	/	X	
		512	h	0151116	/		wkloc = qqqqqqqq
		513	u	0141112	/		
		514	b	0151210	/		
		515	m	0151011	/	X	
		516	r	0141511	/		
		517	u	0141310	/		forbt(wd)
		518	x r	0101613	/		
		519	x u	0101511	/	X	binz(wd) (PIR 10.1)
		610	y	0151116	/		...addr(wkloc)
		611	u	0141112	/		
		612	c	0151119	/		hex constant ac = 0
		613	x p	0101010	/	X	

LGP-30 CODING SHEET

PREPARED FOR: LGP-30 USERS' ORGANIZATION - POOL				PAGE 9 OF 11
JOB NO.	PROGRAM NO. H2-120	PROGRAM PREPARED BY: James N. Orton	PROGRAM CHECKED BY: POOL Review	DATE 2/5/60
PROBLEM: SYMBOLIC ASSEMBLY PROGRAM for the LGP-30 COMPUTER LGPSAP				TRACK

PROGRAM INPUT CODES	STOP	LOCATION	INSTRUCTION		STOP	CONTENTS OF ADDRESS	NOTES
			OPERATION	ADDRESS			
	/						
	/						
	/	041010	x	i001010	/		input first half
	/	011	r	0451	/		
	/	012	u	0430	/		to 4-bit
	/	013	n	0504	/		at 15
	/	014	c	0516	/		...wkloc
	/	015	x	p0000	/		
	/	016	x	i0000	/		input second half
	/	017	r	0451	/		
	/	018	u	0430	/		to 4-bit
	/	019	m	0505	/		at 31
	/	110	a	0516	/		+ wkloc
	/	111	h	0516	/		...wkloc
	/	112	b	0515	/		
	/	113	a	0503	/		
	/	114	h	0515	/		crloc = crloc + 1
	/	115	s	0511	/		
	/	116	t	0418	/		
	/	117	u	00135	/		if crloc ) lzsyt
	/	118	b	0515	/		
	/	119	y	0421	/		
	/	210	b	0516	/		
	/	211	x	h63163	/		c(wkloc)...crloc
	/	212	b	0515	/		
	/	213	x	r06010	/		03. print tab, sp,
	/	214	x	u03013	/		crloc, c(crloc), sp
	/	215	b	0515	/		
	/	216	s	0521	/		
	/	217	t	0224	/		if crloc is flag
	/	218	x	z001013	/		prog stop      input
	/	219	u	01010	/		start comp for next
	/	310	c	0528	/		4-bit conv rtn. word at 31
	/	311	c	0529	/		4b wd = 0

PREPARED FOR: LGP-30 USERS' ORGANIZATION - POOL			PAGE 10 OF 11	
JOB NO.	PROGRAM NO. H2-120	PROGRAM PREPARED BY: James N. Orton	PROGRAM CHECKED BY: POOL Review	DATE 2/5/60
PROBLEM: SYMBOLIC ASSEMBLY PROGRAM for the LGP-30 COMPUTER LGPSAP				TRACK

PROGRAM INPUT CODES	STOP	LOCATION	INSTRUCTION		STOP	CONTENTS OF ADDRESS	NOTES
			OPERATION	ADDRESS			
	/						
	/	0141312	b	0151016	/		
		313	h	0151119	/		-1 into counter
		314	b	0151017	/		
		315	h	0151310	/	X	initialize mask bits 26-9
		316	b	0151218	/		
		317	e	0151310	/		kth 1-bit char k=1,3,2,1
		318	a	0151219	/		
		319	h	0151219	/	X	
		410	b	0151218	/		
		411	m	0151015	/		position next 1-bit char
		412	h	0151218	/		
		413	b	0151310	/	X	
		414	n	0151018	/		left char
		415	h	0151310	/		set mask for next
		416	b	0151119	/		
		417	a	0151012	/	X	
		418	h	0151119	/		increase ctr by 1
		419	t	0141316	/		if ctr negative
		510	b	0151219	/		
		511	x u	6131613	/	X	exit
		512	z	0171116	/		
101010 010110		513	7 w w w w w w w w	q	/		
		514	0101014 f j i f f		/		
		515	01010101017	q	/	X	
		516	w w w w w w w w	q	/		
		517	01010101014	q	/		
		518	01 w w w w w w	q	/		
		519	02010101010		/	X	
		610	011 w w w q 117	q	/		
		611	01111014115	f	/		
		612	810101g101010		/		
		613	x z 3 21010		/	X	

LGP-30 CODING SHEET

PREPARED FOR: LGP-30 USERS' ORGANIZATION - POOL				PAGE 11 OF 11
JOB NO.	PROGRAM NO. H2-120	PROGRAM PREPARED BY: James N. Orton	PROGRAM CHECKED BY: POOL Review	DATE 2/5/60
PROBLEM: SYMBOLIC ASSEMBLY PROGRAM for the LGP-30 COMPUTER LGPSAP				TRACK

PROGRAM INPUT CODES	STOP	LOCATION	INSTRUCTION		STOP	CONTENTS OF ADDRESS	NOTES
			OPERATION	ADDRESS			
	/						
	/	X					
	/	0 5 1 0 1 0	s	0 1 0 1 0 1 0	/		
0 1 0   0 1 0 1 0 1 0 1 2	/	1 0 1 1	1 0	0 1 0 1 0 1 0	/		
	/	1 0 1 2	0 1 0	0 1 0 1 0 1 0 2	/		
	/	1 0 1 3	x   z	0 1 0 1 0 1 1	/	X	
0 1 0   0 1 0 1 0 1 3	/	1 0 1 4	0 1 0	1 0 1 0 1 0	/		
	/	1 0 1 5	2 1 0	0 1 0 1 0 1 0	/		
	/	1 0 1 6	w   w	w   w   w   8	/		minus 4 at 30
	/	1 0 1 7	x   z	0 1 0 1 1 5	/	X	
	/	1 0 1 8	x   z	0 1 0 1 0 1 4	/		
	/	1 0 1 9	x   z	0 1 4 1 0 1 0	/		
	/	1 1 1 0	z	0 1 5 3 1 1	/		final 10¢ plus 1
	/	1 1 1 1	x   z	1 1 8 1 0 1 0	/	X	
	/	1 1 1 2	x   z	1 1 6 1 0 1 0	/		
	/	1 1 1 3	x   z	0 1 7 1 6 1 3	/		
	/	1 1 1 4	x   z	0 1 0 1 0 1 0	/		
	/	1 1 1 5	x   z	0 1 0 1 0 1 0	/	X	
	/	1 1 1 6	x   z	0 1 0 1 0 1 0	/		
	/	1 1 1 7	x   z	0 1 0 1 0 1 0	/		
	/	1 1 1 8	x   z	0 1 0 1 0 1 0	/		
	/	1 1 1 9	x   z	0 1 0 1 0 1 0	/	X	
	/	1 2 1 0	x   z	0 1 0 1 0 1 0	/		
	/	1 2 1 1	x   z	0 1 0 1 0 1 0	/		
0 1 0 0 0 1 0 1 0 1	/	1 2 1 2	0 1 5	k   2   1   k   g   f	/		5ell
	/	1 2 1 3	x   z	0 1 0 1 0 1 0	/	X	
	/	1 2 1 4	x   z	0 1 0 1 0 1 0	/		
	/	1 2 1 5	z	0 1 3 1 1 9	/		
	/	1 2 1 6	z	0 1 3 1 5 4	/		
0 1 0 1 0 1 0 1 0 1 1	/	1 2 1 7	a   a   a	a   a   a   a	/	X	
	/	1 2 1 8	x   z	0 1 0 1 0 1 0	/		
	/	1 2 1 9	x   z	0 1 0 1 0 1 0	/		
	/	1 3 1 0	x   z	0 1 0 1 0 1 0	/		
	/	1 3 1 1	x   z	0 1 0 1 0 1 0	/	X	